SERIAL NUMBER: R8K4-4159

CRANE RATING MANUAL

TCC- 750

TELESCOPIC BOOM CRAWLER CRANE

- FULL POWER, 35.23m 4-SECTION BOOM
- 4.27m EXTENDED GAUGE AND 6.31m OVERALL LENGTH LOWER

For Replacement, Order Part Number: R8P0140
(032019)

Link-Belt CRANES

® Link-Belt is a registered trademark.

SN: R8K4-4159

Table Of Contents

Specifications
Working Areas 3
Boom Extend Modes 4
Allowable Counterweight Combinations 5
Allowable Crane Configurations 6
Maximum Boom Angle 6
Winch Performance 7
Wire Rope Capacity 7
Wind Restrictions Guide 8
Capacity Deductions For Auxiliary Load Handling Equipment 9
"Standard" Mode Main Boom Capacities
Working Range Diagram 11
Side Frames Fully Extended (11.76m - 35.23m Boom)
"Standard" Mode Main Boom Capacities - Over Front Blocked - ABC+A CTWT 12
"Standard" Mode Main Boom Capacities - 360 Degree - ABC+A CTWT 13
"Standard" Mode Main Boom Capacities - 360 Degree - ABC+0 CTWT 14
"Standard" Mode Main Boom Capacities - 360 Degree - AB+A CTWT 15
"Standard" Mode Main Boom Capacities - 360 Degree - AB+0 CTWT 16
"Standard" Mode Main Boom Capacities - 360 Degree - A+A CTWT 17
"Standard" Mode Main Boom Capacities - 360 Degree - 0+0 CTWT 18
Side Frames Intermediate Extended (11.76m - 35.23m Boom)
"Standard" Mode Main Boom Capacities - 360 Degree - ABC+A CTWT 19
"Standard" Mode Main Boom Capacities - 360 Degree - ABC+0 CTWT 20
"Standard" Mode Main Boom Capacities - 360 Degree - AB+A CTWT 21
"Standard" Mode Main Boom Capacities - 360 Degree - AB+0 CTWT 22
"Standard" Mode Main Boom Capacities - 360 Degree - A+A CTWT 23
"Standard" Mode Main Boom Capacities - 360 Degree - 0+0 CTWT 24
Side Frames Fully Retracted (11.76m - 35.23m Boom)
"Standard" Mode Main Boom Capacities - 360 Degree - AB+A CTWT 25
"Standard" Mode Main Boom Capacities - 360 Degree - AB+0 CTWT 26
"Standard" Mode Main Boom Capacities - 360 Degree - A+A CTWT 27
"Standard" Mode Main Boom Capacities - 360 Degree - 0+0 CTWT 28
"A- Max" Mode Main Boom Capacities
Working Range Diagram 29
Side Frames Fully Extended (11.76m - 19.57m Boom)
"A- Max" Mode Main Boom Capacities - Over Front Blocked - ABC+A CTWT 30
"A- Max" Mode Main Boom Capacities - 360 Degree - ABC+A CTWT 31
"A- Max" Mode Main Boom Capacities - 360 Degree - ABC+0 CTWT 32
"A- Max" Mode Main Boom Capacities - 360 Degree - AB+A CTWT 33
"A- Max" Mode Main Boom Capacities - 360 Degree - AB+0 CTWT 34
"A- Max" Mode Main Boom Capacities - 360 Degree - A+A CTWT 35
"A- Max" Mode Main Boom Capacities - 360 Degree - 0+0 CTWT 36
Side Frames Intermediate Extended (11.76m - 19.57m Boom)
"A- Max" Mode Main Boom Capacities - 360 Degree - ABC+A CTWT 37
List Capacities
List Capacities Notes 39
"Standard" Mode List Capacities - 1, 2, & 3 Degree List 40
"A- Max" Mode List Capacities - 1, 2, & 3 Degree List 43
Offset Fly Capacities
Working Range Diagram 47
10.7m Offset Fly Capacities - 35.23m Main Boom 48
17.7m Offset Fly Capacities - 35.23m Main Boom 49

SN: R8K4-4159

READ AND UNDERSTAND THE OPERATOR'S AND SAFETY MANUALS AND RATED LIFTING CAPACITIES BEFORE OPERATING THE CRANE. OPERATION WHICH DOES NOT FOLLOW THESE INSTRUCTIONS MAY RESULT IN AN ACCIDENT.

Working Areas

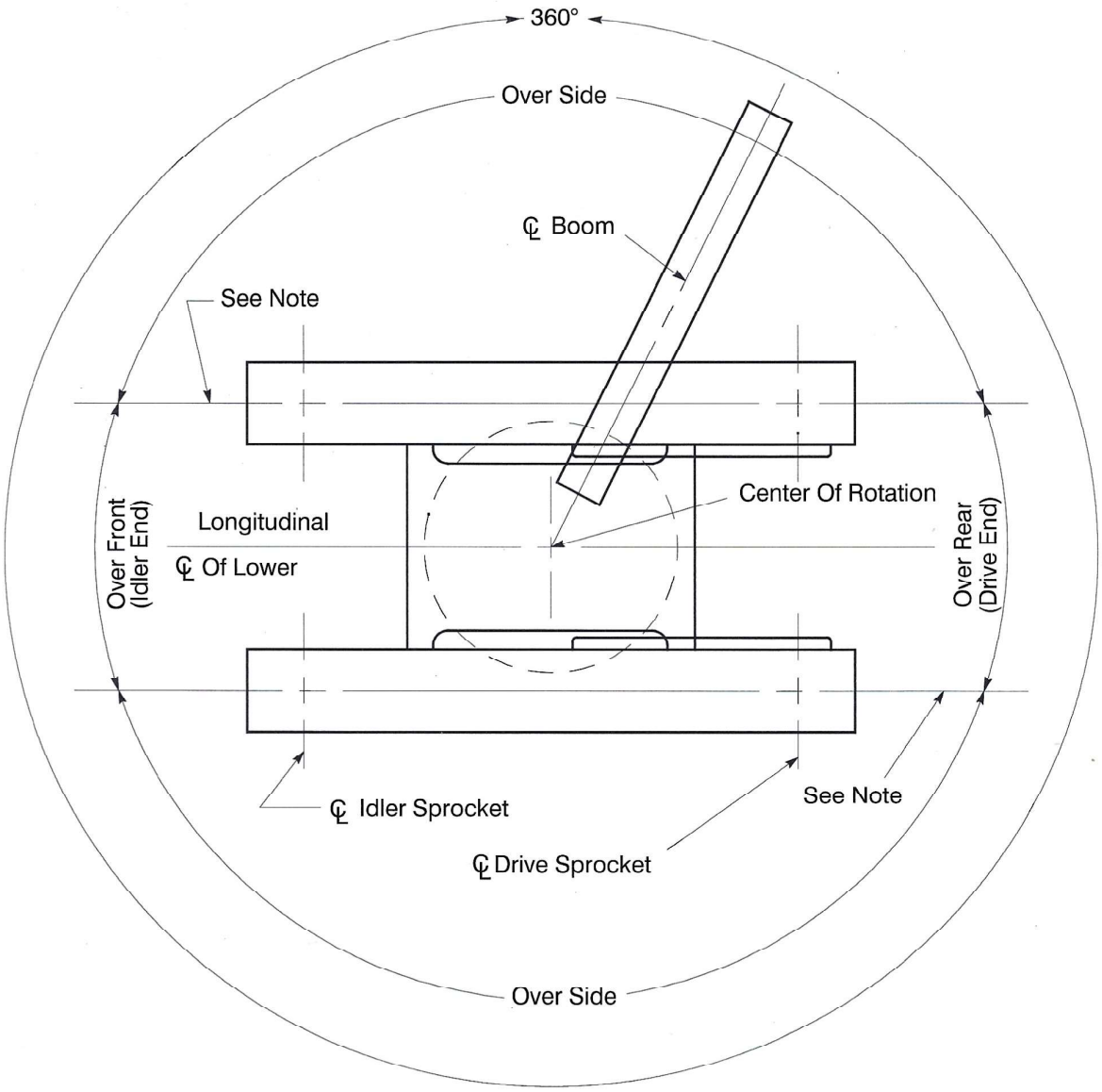

Note:

1. **These Lines Determine The Limiting Position Of Any Load For Operation Within Working Areas Indicated.**

SN: R8K4-4159

Boom Extend Modes

"Standard" Mode

Inner mid, outer mid, and tip sections telescope simultaneously.

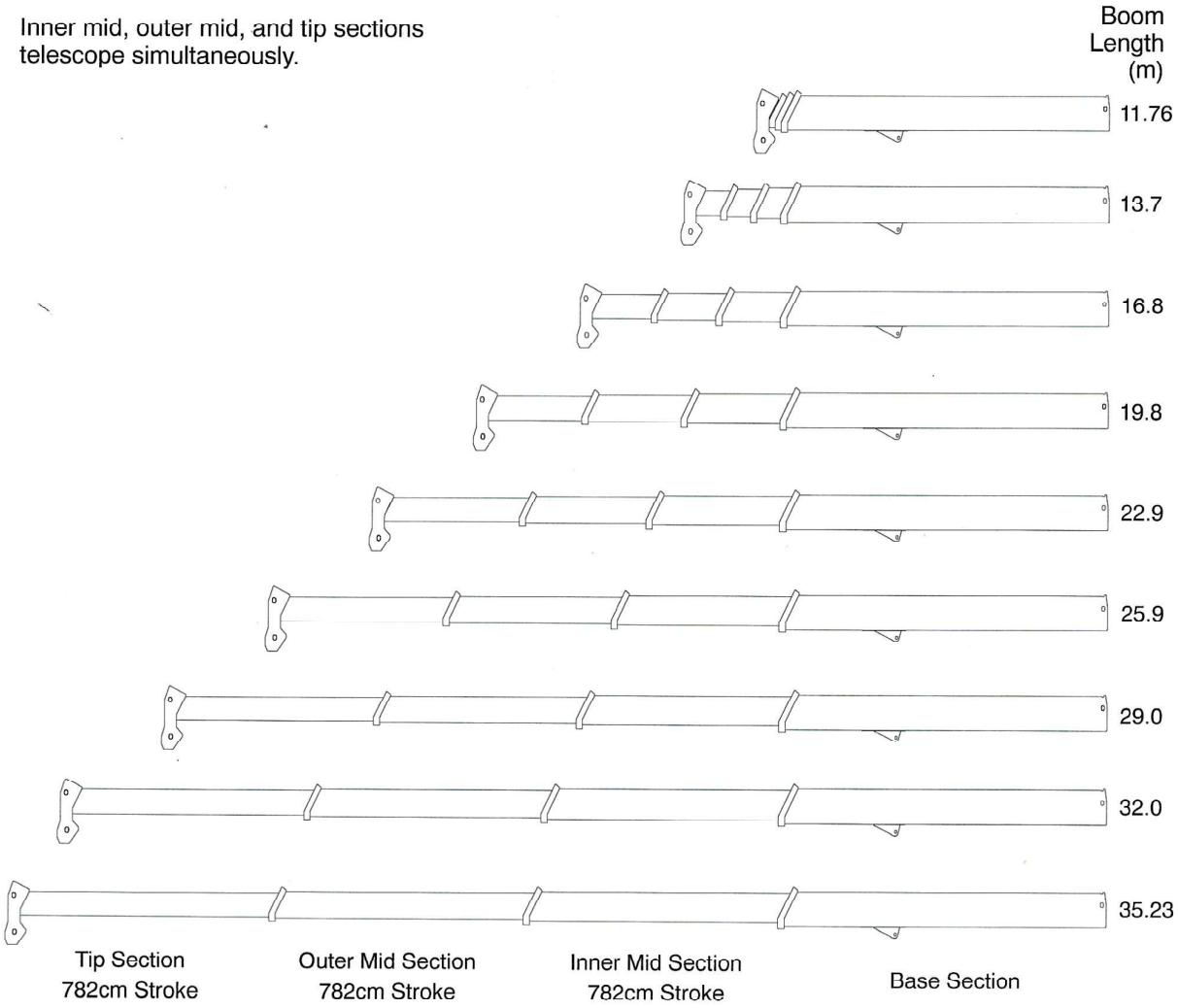

"A-Max" Mode

Only inner mid section telescopes.

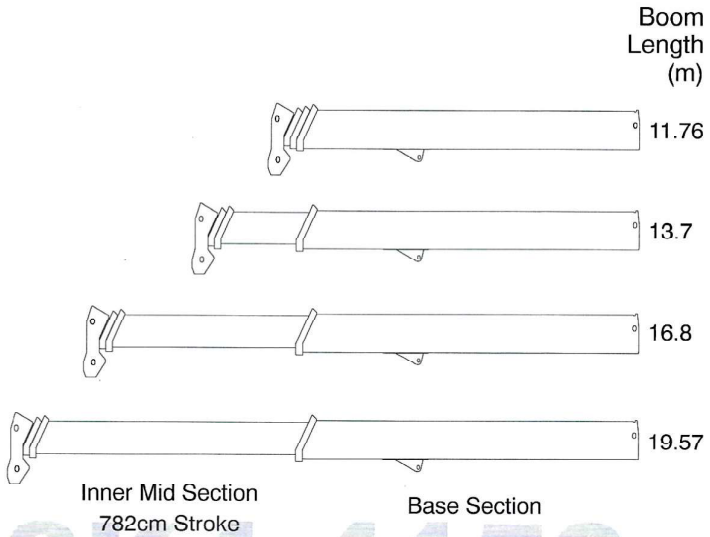

SN: R8K4-4159

Allowable Counterweight Combinations



ABC + A

15 876kg + 4 536kg



ABC + 0

15 876kg + 0kg



AB + A

10 659kg + 4 536kg

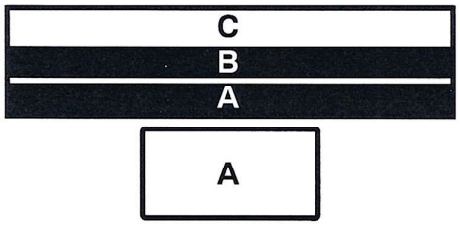

AB + 0

10 659kg + 0kg



A + A

5 443kg + 4 536kg

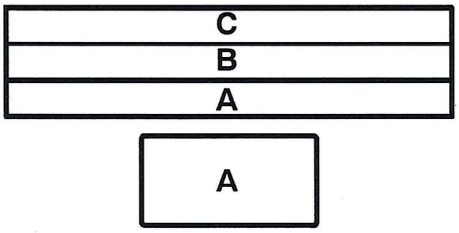

0 + 0

0kg + 0kg

SN: R8K4-4159

Allowable Crane Configurations

Side Frame Position	Counterweight	Boom Length (m)		Boom Length With Fly (m)	
		"Standard" Mode	"A- Max" Mode	"Standard" Mode	
				10.7m Fly	17.7m Fly
Fully Extended	ABC+A	11.76- 35.23 (See Note 1)	11.76- 19.57	11.76- 35.23	
	ABC+0			Prohibited	
	AB+A				
	AB+0				
	A+A				
	0+0				
Intermediate Extended	ABC+A	11.76- 35.23 (See Note 1)	11.76- 19.57		
	ABC+0		Prohibited		
	AB+A				
	AB+0				
	A+A				
	0+0				
Fully Retracted	AB+A	11.76- 35.23 (See Note 1)	Prohibited		
	AB+0				
	A+A				
	0+0				

Notes:

1. **Refer to load rating charts for maximum and minimum allowable boom angles for each boom length and side frame and counterweight configurations.**

Maximum Boom Angle

Side Frame Position	Counterweight	Maximum Boom Angle (Deg)		Maximum Boom Angle with Fly (Deg)	
		"Standard" Mode	"A- Max" Mode	"Standard" Mode	
				10.7m Fly	17.7m Fly
Fully Extended	ABC + A	80.0	80.0	80.0	80.0
	ABC + 0	80.0	80.0	Prohibited	
	AB + A	80.0	80.0		
	AB + 0	80.0	80.0		
	A + A	80.0	80.0		
	0 + 0	80.0	80.0		
Intermediate Extended	ABC + A	75.0	75.0		
	ABC + 0	69.0	Prohibited		
	AB + A	80.0			
	AB + 0	80.0			
	A + A	80.0			
	0 + 0	80.0			
Fully Retracted	AB + A	67.0			
	AB + 0	60.0			
	A + A	80.0			
	0 + 0	80.0			

Notes:

1. **80° is the maximum boom angle allowed due to the boom hoist cylinder. Anything less is limited by backward stability.**
2. **See individual boom length in capacity chart for minimum boom angle due to forward stability.**

SN: R6K4-4159

Winch Performance

Wire Rope Layer	Winch Line Pulls		Drum Rope Capacity (m)	
	Two Speed Winch			
	Low Speed	High Speed		
	Available (kg*)	Available (kg)	Layer	Total
1	7 657	3 445	34.7	34.7
2	7 039	3 167	37.8	72.5
3	6 514	2 931	40.8	113.3
4	6 062	2 727	43.9	157.3
5	5 669	2 551	46.9	204.2
6	N/A	N/A	50.0	254.2

*Maximum lifting capacity: Type KC Rope=7 257kg Type RB Rope=5 860kg Type ZB Rope=7 076kg

Wire Rope Capacity

Parts of Line	19mm		
	Type KC (kg)	Type RB (kg)	Type ZB (kg)
1	7 257	5 860	7 076
2	14 515	11 721	14 152
3	21 772	17 581	21 228
4	29 030	23 442	28 304
5	36 287	29 302	35 380
6	43 545	35 162	42 456
7	50 802	41 023	49 532
8	58 060	46 883	56 608
9	65 317	52 744	63 684
10	72 575	58 604	70 760
11	79 832	64 465	77 836
12	97 090	70 325	84 912
Rope Wt./Length [kg/m]	1.80	1.64	1.70

LBCE Type	Description
KC	37 x 7 Rotation Resistant - Non Rotating, Galvanized, Right Lang Lay
RB	19 x 19 Rotation Resistant- Extra Extra Improved Plow Steel - Preformed - Right Lay - Regular Lay. Swaged
ZB	34 X 7 Non- Rotating - Extra Improved Plow Steel - Right Regular or Right Lang Lay

Notes:

1. Capacities shown are in kilograms and working loads must not exceed the ratings on the capacity charts in this Crane Rating Manual or the Wire Rope Capacity whichever is less.
2. Study Operator's Manual for wire rope inspection procedures and single part of line applications.

SN: R8K4-4159

Wind Restrictions Guide

⚠ DANGER

Do not exceed operating limitations specified. Failure to follow these wind speed restrictions may result in structural failure of the boom. Death, bodily injury, and/or property damage could result. Operate the crane safely within the limits specified below.

Lifting Capacity Reductions (%) For Crane Operations In Wind Conditions Over 32.2km/h				
Boom Or Boom Plus Fly	**Wind Speeds Kilometers Per Hour (km/h)**			
Length (Meters)	**0- 32.2km/h**	**32.3- 48.1km/h**	**48.2- 64.2km/h**	**64.3km/h or Greater**
11.76- 52.9	Normal	40%	70%	No Operation

Notes:

1. Judgment and experience must be used to compensate for the effects of wind acting on the lifted load as the actual load wind sail area is unknown. It is the responsibility of the user to take this into account.
2. Wind speed must include wind gusts.
3. Wind speeds must be monitored at the boom's highest point (boom head or if fly is installed, fly head).
4. During high winds (above 32.2km/h), the operator shall add 10° to all minimum boom angles due to no load stability and shall not boom down below that angle.
5. Refer to all notes and instructions in this Crane Rating Manual.
6. No Operation: Fully retract and lower the boom. Stop all crane functions.

SN: R8K4-4159

Capacity Deductions For Auxiliary Load Handling Equipment

Lifting From Main Boom With:	Deduct (kg)
Auxiliary Lifting Sheave Installed (Not Reeved)	45.4
8mt Hook Ball On Auxiliary Lifting Sheave (See Hook Ball for Actual Weight.)	243
10.7m or 17.7m Fly Stowed On Boom Base	0
10.7m Offset Fly Erected But Not Used (Includes 8mt Hook Ball)	2 087
17.7m Offset Fly Erected But Not Used (Includes 8mt Hook Ball)	3 538
Lifting From Auxiliary Lifting Sheave With:	**Deduct (kg)**
70mt Hook Block On Main Boom (Not Used) (See Hook Block for Actual Weight.)	635
45mt Hook Block On Main Boom (Not Used) (See Hook Block for Actual Weight.)	466
22mt Hook Block On Main Boom (Not Used) (See Hook Block for Actual Weight.)	337

SN: R8K4-4159

This Page Left Blank Intentionally

SN: R8K4-4159

This Page Left Blank Intentionally

SN: R8K4-4159

Working Range Diagram

"Standard" Mode

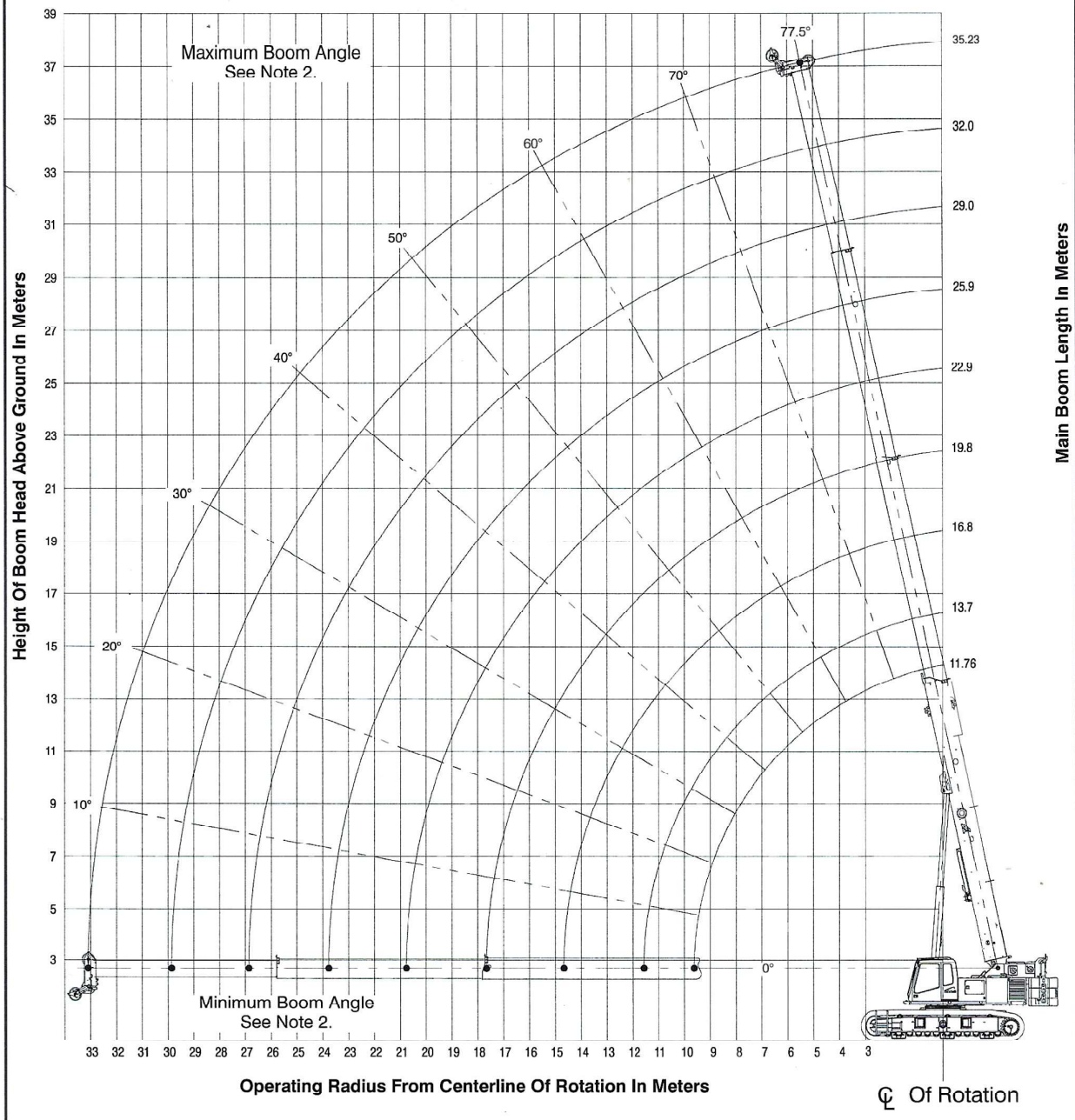

Notes:

1. **Boom geometry shown is for unloaded condition and crane standing level on firm supporting surface. Boom deflection, subsequent radius, and boom angle change must be accounted for when applying load to hook.**
2. **Maximum and minimum boom angles are equal to the values listed in the capacity chart for each boom length.**

SN: R8K4-4159

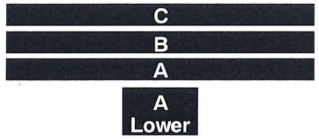

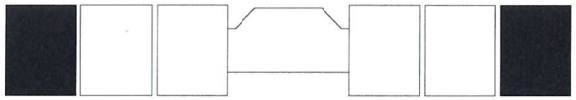

Fully Extended



Boom Mode
"Standard"

Over Front
Blocked

Load Radius (m)	11.76m		13.7m		16.8m		19.8m		22.9m		25.9m		29.0m		32.0m		35.23m	
	∡°	(kg)	∡°	(kg)	∡°	(kg)	∡°	(kg)	∡°	(kg)	∡°	(kg)	∡°	(kg)	∡°	(kg)	∡°	(kg)
3	68.5	70 000	72.0	23 550	75.5	23 550												
3.5	66.0	63 500	69.5	23 550	74.0	23 550												
4	63.0	58 750	67.5	23 550	72.0	23 550	75.0	23 550										
4.5	60.0	52 050	65.0	23 550	70.0	23 550	74.0	23 550	76.0	23 550								
5	57.0	46 600	62.5	23 550	68.5	23 550	72.5	23 550	75.5	23 550								
6	51.0	38 300	57.5	23 550	64.5	23 550	69.0	23 550	72.5	23 550	75.0	23 550	77.5	23 550				
7	43.5	32 250	52.0	23 550	60.5	23 550	66.0	23 550	70.0	23 550	73.0	23 550	75.5	23 550				
8	35.0	27 650	46.5	23 550	56.5	23 550	62.5	23 550	67.0	23 550	71.0	23 550	73.5	23 550	76.0	23 350	77.5	18 100
9	23.5	23 500	39.5	23 550	52.0	23 550	59.0	23 550	64.0	23 550	68.0	23 550	71.5	23 550	74.0	21 500	76.5	18 100
10			32.0	20 050	47.0	20 400	55.5	20 550	61.0	20 650	65.5	20 700	69.0	20 750	72.0	19 900	74.5	18 100
12					36.0	15 100	47.5	15 300	55.0	15 400	60.5	15 450	64.5	15 500	68.0	15 550	71.0	15 550
14					19.5	11 650	38.5	11 850	48.0	12 000	54.5	12 100	59.5	12 150	63.5	12 200	67.0	12 200
16							27.0	9 450	40.5	9 600	48.5	9 700	54.5	9 750	59.0	9 800	63.0	9 800
18									31.0	7 800	42.0	7 900	49.0	7 950	54.5	8 000	59.0	8 050
20									17.5	6 400	34.5	6 550	43.5	6 600	49.5	6 700	55.0	6 700
22											24.5	5 450	36.5	5 500	44.5	5 550	50.5	5 600
24													28.5	4 600	38.5	4 650	45.5	4 700
26													16.5	3 850	31.5	3 950	40.5	4 000
28															23.0	3 300	34.5	3 350
30																	27.5	2 800
32																	17.5	2 350
Min.Bm. Ang./Cap.	0	13 500	0	10 450	0	7 400	0	5 500	0	4 100	0	3 150	0	2 350	0	1 800	0	1 300
Radius (m)	9.6		11.6		14.6		17.7		20.7		23.8		26.8		29.9		33.1	



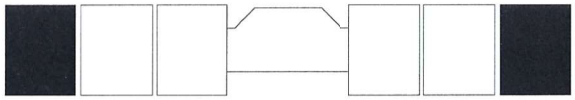

Fully Extended



Boom Mode
"Standard"

Load Radius (m)	11.76m		13.7m		16.8m		19.8m		22.9m		25.9m		29.0m		32.0m		35.23m	
	∡°	(kg)	∡°	(kg)	∡°	(kg)	∡°	(kg)	∡°	(kg)	∡°	(kg)	∡°	(kg)	∡°	(kg)	∡°	(kg)
3	68.5	70 000	72.0	23 550	75.5	23 550												
3.5	66.0	63 500	69.5	23 550	74.0	23 550												
4	63.0	58 750	67.5	23 550	72.0	23 550	75.0	23 550										
4.5	60.0	52 050	65.0	23 550	70.0	23 550	74.0	23 550	76.0	23 550								
5	57.0	46 600	62.5	23 550	68.5	23 550	72.5	23 550	75.5	23 550								
6	51.0	38 300	57.5	23 550	64.5	23 550	69.0	23 550	72.5	23 550	75.0	23 550	77.5	23 550				
7	43.5	29 650	52.0	23 550	60.5	23 550	66.0	23 550	70.0	23 550	73.0	23 550	75.5	23 550				
8	35.0	23 650	46.5	23 550	56.0	23 550	62.5	23 550	67.0	23 550	70.5	23 550	73.5	23 550	76.0	23 350	77.5	18 100
9	23.5	19 400	39.5	19 750	52.0	20 100	59.0	20 250	64.0	20 350	68.0	20 400	71.0	20 450	74.0	20 500	76.5	18 100
10			32.0	16 550	47.0	16 900	55.5	17 100	61.0	17 200	65.5	17 250	69.0	17 300	72.0	17 350	74.5	17 350
12					36.0	12 500	47.5	12 750	55.0	12 850	60.0	12 950	64.0	13 000	67.5	13 000	70.5	13 050
14					19.0	9 600	38.5	9 800	48.0	9 950	54.5	10 050	59.5	10 100	63.5	10 150	66.5	10 150
16							27.0	7 750	40.5	7 900	48.5	8 000	54.5	8 050	59.0	8 100	63.0	8 100
18									31.0	6 350	42.0	6 450	49.0	6 550	54.5	6 600	58.5	6 650
20									17.5	5 150	34.0	5 250	43.0	5 350	49.5	5 400	54.5	5 450
22											24.0	4 300	36.5	4 400	44.0	4 450	50.0	4 500
24													28.5	3 600	38.5	3 650	45.5	3 700
26													16.5	2 950	31.5	3 000	40.0	3 050
28															22.5	2 450	34.5	2 500
30																	27.5	2 050
32																	17.5	1 650
Min.Bm. Ang./Cap.	0	13 500	0	10 450	0	7 400	0	5 500	0	4 100	0	3 150	0	2 350	0	1 800	0	1 300
Radius (m)	9.6		11.6		14.6		17.7		20.7		23.8		26.8		29.9		33.1	

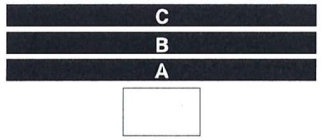

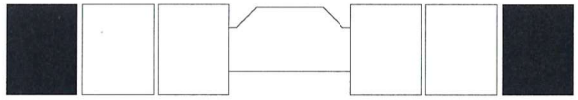

Fully Extended



Boom Mode
"Standard"

Load Radius (m)	11.76m		13.7m		16.8m		19.8m		22.9m		25.9m		29.0m		32.0m		35.23m	
	∡°	(kg)	∡°	(kg)	∡°	(kg)	∡°	(kg)	∡°	(kg)	∡°	(kg)	∡°	(kg)	∡°	(kg)	∡°	(kg)
3	68.5	63 700	72.0	23 550	75.5	23 550												
3.5	66.0	63 500	69.5	23 550	74.0	23 550												
4	63.0	58 750	67.5	23 550	72.0	23 550	75.0	23 550										
4.5	60.0	52 050	65.0	23 550	70.0	23 550	74.0	23 550	76.0	23 550								
5	57.0	46 600	62.5	23 550	68.5	23 550	72.5	23 550	75.5	23 550								
6	51.0	36 700	57.5	23 550	64.5	23 550	69.0	23 550	72.5	23 550	75.0	23 550	77.5	23 550				
7	43.5	27 950	52.0	23 550	60.5	23 550	66.0	23 550	70.0	23 550	73.0	23 550	75.5	23 550				
8	35.0	22 200	46.5	22 550	56.0	22 850	62.5	23 000	67.0	23 100	70.5	23 200	73.5	23 250	76.0	23 250	77.5	18 100
9	23.5	18 200	39.5	18 550	51.5	18 900	59.0	19 050	64.0	19 150	68.0	19 200	71.0	19 250	73.5	19 300	76.0	18 100
10			32.0	15 500	47.0	15 850	55.5	16 050	61.0	16 150	65.5	16 200	68.5	16 250	71.5	16 300	74.0	16 300
12					36.0	11 700	47.5	11 900	54.5	12 050	60.0	12 100	64.0	12 150	67.5	12 200	70.5	12 200
14					19.0	8 900	38.5	9 100	48.0	9 250	54.5	9 350	59.5	9 400	63.0	9 450	66.5	9 450
16							27.0	7 150	40.5	7 300	48.5	7 400	54.5	7 450	59.0	7 500	62.5	7 500
18									31.0	5 850	42.0	5 950	49.0	6 050	54.0	6 100	58.5	6 150
20									17.5	4 700	34.0	4 800	43.0	4 900	49.5	4 950	54.5	5 000
22											24.0	3 900	36.5	4 000	44.0	4 050	50.0	4 100
24													28.5	3 250	38.0	3 300	45.5	3 350
26													16.5	2 600	31.5	2 650	40.0	2 700
28															22.5	2 150	34.0	2 200
30																	27.0	1 750
32																	17.0	1 350
Min.Bm. Ang./Cap.	0	13 500	0	10 450	0	7 400	0	5 500	0	4 100	0	3 150	0	2 350	0	1 750	0	1 200
Radius (m)	9.6		11.6		14.6		17.7		20.7		23.8		26.8		29.9		33.1	

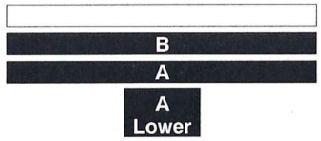

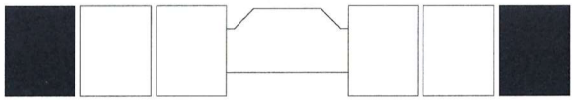

Fully Extended

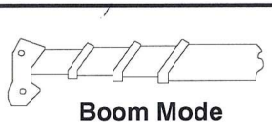

Boom Mode
"Standard"

Load Radius (m)	11.76m		13.7m		16.8m		19.8m		22.9m		25.9m		29.0m		32.0m		35.23m	
	∡°	(kg)	∡°	(kg)	∡°	(kg)	∡°	(kg)	∡°	(kg)	∡°	(kg)	∡°	(kg)	∡°	(kg)	∡°	(kg)
3	68.5	68 700	72.0	23 550	75.5	23 550												
3.5	66.0	62 300	69.5	23 550	74.0	23 550												
4	63.0	54 400	67.5	23 550	72.0	23 550	75.0	23 550										
4.5	60.0	48 150	65.0	23 550	70.0	23 550	74.0	23 550	76.0	23 550								
5	57.0	43 050	62.5	23 550	68.5	23 550	72.5	23 550	75.5	23 550								
6	51.0	32 150	57.5	23 550	64.5	23 550	69.0	23 550	72.5	23 550	75.0	23 550	77.5	23 550				
7	43.5	24 350	52.0	23 550	60.5	23 550	65.5	23 550	69.5	23 550	73.0	23 550	75.5	23 550				
8	35.0	19 250	46.5	19 600	56.0	19 900	62.5	20 050	66.5	20 150	70.0	20 250	73.0	20 300	75.5	20 350	77.5	18 100
9	23.5	15 650	39.5	16 000	51.5	16 350	59.0	16 500	64.0	16 600	67.5	16 650	71.0	16 700	73.5	16 750	76.0	16 750
10			32.0	13 300	47.0	13 650	55.0	13 850	61.0	13 950	65.0	14 050	68.5	14 050	71.5	14 050	74.0	14 100
12					36.0	9 900	47.5	10 150	54.5	10 250	60.0	10 350	64.0	10 400	67.0	10 400	70.0	10 450
14					19.0	7 450	38.5	7 650	48.0	7 800	54.5	7 900	59.0	7 950	63.0	8 000	66.0	8 000
16							26.5	5 900	40.5	6 050	48.5	6 200	54.0	6 250	58.5	6 300	62.5	6 350
18									31.0	4 750	41.5	4 850	48.5	4 950	54.0	5 000	58.5	5 050
20									17.5	3 750	34.0	3 850	43.0	3 900	49.0	4 000	54.0	4 050
22											24.0	3 000	36.0	3 100	44.0	3 150	49.5	3 200
24													28.0	2 450	38.0	2 500	45.0	2 550
26													16.5	1 900	31.0	1 950	40.0	2 000
28															22.5	1 500	34.0	1 550
30																	27.0	1 150
32																	17.0	800
Min.Bm. Ang./Cap.	0	13 500	0	10 200	0	6 800	0	4 800	0	3 400	0	2 450	0	1 700	0	1 100	0	650
Radius (m)	9.6		11.6		14.6		17.7		20.7		23.8		26.8		29.9		33.1	

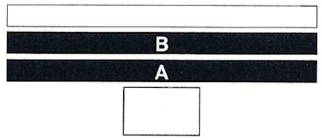

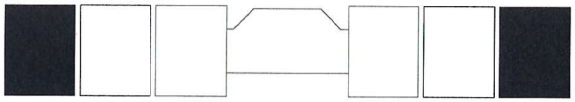

Fully Extended



Boom Mode
"Standard"

Load Radius (m)	11.76m		13.7m		16.8m		19.8m		22.9m		25.9m		29.0m		32.0m		35.23m	
	∡°	(kg)	∡°	(kg)	∡°	(kg)	∡°	(kg)	∡°	(kg)	∡°	(kg)	∡°	(kg)	∡°	(kg)	∡°	(kg)
3	68.5	68 700	72.0	23 550	75.5	23 550												
3.5	66.0	62 300	69.5	23 550	74.0	23 550												
4	63.0	54 400	67.5	23 550	72.0	23 550	75.0	23 550										
4.5	60.0	48 150	65.0	23 550	70.0	23 550	74.0	23 550	76.0	23 550								
5	57.0	42 450	62.5	23 550	68.5	23 550	72.5	23 550	75.5	23 550								
6	50.5	29 950	57.5	23 550	64.5	23 550	69.0	23 550	72.5	23 550	75.0	23 550	77.5	23 550				
7	43.5	22 300	52.0	23 000	60.5	23 250	65.5	23 400	69.5	23 500	72.5	23 550	75.5	23 650				
8	35.0	17 300	46.5	18 200	56.0	18 500	62.5	18 650	66.5	18 750	70.0	18 800	73.0	18 850	75.5	18 900	77.5	18 100
9	23.5	14 400	39.5	14 800	51.5	15 100	59.0	15 250	64.0	15 350	67.5	15 450	70.5	15 500	73.0	15 500	75.5	15 550
10			31.5	12 250	47.0	12 600	55.0	12 800	61.0	12 900	65.0	12 950	68.5	13 000	71.0	13 050	73.5	13 100
12					36.0	9 100	47.5	9 300	54.5	9 400	60.0	9 500	64.0	9 550	67.0	9 600	70.0	9 600
14					19.0	6 750	38.5	7 000	48.0	7 100	54.0	7 200	59.0	7 250	63.0	7 300	66.0	7 300
16							26.5	5 300	40.0	5 450	48.5	5 600	54.0	5 650	58.5	5 700	62.0	5 750
18									31.0	4 250	41.5	4 350	48.5	4 400	54.0	4 500	58.0	4 500
20									17.0	3 250	34.0	3 400	43.0	3 450	49.0	3 500	54.0	3 550
22											24.0	2 600	36.0	2 700	44.0	2 750	49.5	2 800
24													28.0	2 050	38.0	2 150	45.0	2 150
26													16.5	1 550	31.0	1 600	39.5	1 650
28															22.5	1 150	34.0	1 200
30																	27.0	850
32																	17.0	500
Min.Bm. Ang./Cap.	0	12 700	0	9 300	0	6 150	0	4 250	0	2 950	0	2 050	0	1 350	0	800	16.0*	-
Radius (m)	9.6		11.6		14.6		17.7		20.7		23.8		26.8		29.9		32.1	

WARNING

*** Do Not Lower The Boom Below The Minimum Boom Angle Listed. Loss Of Forward Stability Will Occur Causing a Tipping Condition.**

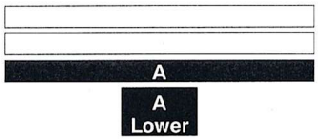

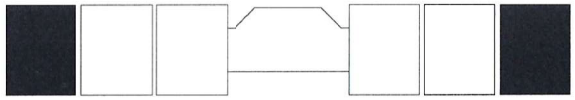

Fully Extended



Boom Mode
"Standard"

Load Radius (m)	11.76m		13.7m		16.8m		19.8m		22.9m		25.9m		29.0m		32.0m		35.23m	
	∡°	(kg)	∡°	(kg)	∡°	(kg)	∡°	(kg)	∡°	(kg)	∡°	(kg)	∡°	(kg)	∡°	(kg)	∡°	(kg)
3	68.5	66 950	72.0	23 550	75.5	23 550												
3.5	66.0	57 400	69.5	23 550	74.0	23 550												
4	63.0	50 100	67.5	23 550	72.0	23 550	75.0	23 550										
4.5	60.0	44 250	65.0	23 550	70.0	23 550	74.0	23 550	76.0	23 550								
5	57.0	36 300	62.5	23 550	68.0	23 550	72.0	23 550	75.0	23 550								
6	50.5	25 450	57.5	23 550	64.5	23 550	69.0	23 550	72.5	23 550	75.0	23 550	77.5	23 550				
7	43.5	19 050	52.0	19 400	60.5	19 650	65.5	19 850	69.5	19 950	72.5	20 000	75.0	20 100				
8	35.0	14 850	46.0	15 200	56.0	15 500	62.0	15 650	66.5	15 750	70.0	15 850	72.5	15 900	75.0	15 950	77.0	15 950
9	23.5	11 900	39.5	12 250	51.5	12 600	58.5	12 750	63.5	12 900	67.5	12 950	70.5	13 000	73.0	13 050	75.0	13 100
10			31.5	10 050	47.0	10 400	55.0	10 600	60.5	10 700	65.0	10 750	68.0	10 800	71.0	10 850	73.5	10 900
12					36.0	7 300	47.5	7 550	54.5	7 650	59.5	7 750	63.5	7 800	66.5	7 850	69.5	7 850
14					19.0	5 300	38.5	5 550	47.5	5 700	54.0	5 800	59.0	5 850	62.5	5 900	65.5	5 900
16							26.5	4 100	40.0	4 250	48.0	4 350	54.0	4 400	58.0	4 450	62.0	4 500
18									31.0	3 150	41.5	3 250	48.5	3 350	53.5	3 400	58.0	3 450
20									17.0	2 300	34.0	2 400	42.5	2 500	49.0	2 550	54.0	2 600
22											24.0	1 750	36.0	1 800	43.5	1 900	49.5	1 950
24													28.0	1 300	37.5	1 350	44.5	1 400
26													16.0	800	31.0	900	39.5	950
28															22.0	500	33.5	550
Min.Bm. Ang./Cap.	0	10 400	0	7 500	0	4 750	0	3 150	0	2 050	0	1 250	0	650	21.0*	-	32.5*	-
Radius (m)	9.6		11.6		14.6		17.7		20.7		23.8		26.8		28.1		28.3	

WARNING

*** Do Not Lower The Boom Below The Minimum Boom Angle Listed. Loss Of Forward Stability Will Occur Causing a Tipping Condition.**

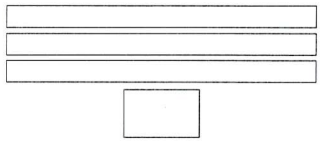

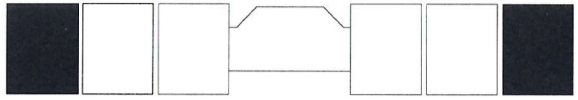

Fully Extended



Boom Mode
"Standard"

Load Radius (m)	11.76m		13.7m		16.8m		19.8m		22.9m		25.9m		29.0m		32.0m		35.23m	
	∡°	(kg)	∡°	(kg)	∡°	(kg)	∡°	(kg)	∡°	(kg)	∡°	(kg)	∡°	(kg)	∡°	(kg)	∡°	(kg)
3	68.5	61 250	72.0	23 550	75.5	23 550												
3.5	66.0	52 450	69.5	23 550	74.0	23 550												
4	63.0	40 100	67.5	23 550	72.0	23 550	75.0	23 550										
4.5	60.0	30 250	65.0	23 550	70.0	23 550	73.5	23 550	76.0	23 550								
5	57.0	23 950	62.5	23 550	68.0	23 550	72.0	23 550	74.5	23 550								
6	50.5	16 400	57.5	16 650	64.0	16 950	68.5	17 150	72.0	17 250	74.5	17 350	76.5	17 400				
7	43.5	11 900	52.0	12 250	60.0	12 550	65.5	12 700	69.0	12 800	72.0	12 900	74.5	12 950				
8	35.0	8 950	46.0	9 300	56.0	9 600	62.0	9 800	66.5	9 900	69.5	9 950	72.0	10 050	74.5	10 050	76.0	10 100
9	23.5	6 850	39.5	7 200	51.5	7 550	58.5	7 700	63.5	7 850	67.0	7 900	70.0	7 950	72.5	8 000	74.5	8 050
10			31.5	5 650	47.0	6 000	55.0	6 250	60.5	6 350	64.5	6 400	67.5	6 450	70.5	6 500	72.5	6 550
12					35.5	3 850	47.0	4 050	54.5	4 200	59.5	4 300	63.0	4 350	66.0	4 400	69.0	4 400
14					19.0	2 400	38.0	2 600	47.5	2 750	54.0	2 900	58.5	2 950	62.0	2 950	65.0	3 000
16							26.5	1 600	40.0	1 750	48.0	1 850	53.5	1 950	57.5	2 000	61.5	2 000
18									31.0	1 000	41.5	1 100	48.0	1 150	53.0	1 250	57.5	1 250
20											33.5	500	42.5	550	48.5	650	53.5	700
Min.Bm. Ang./Cap.	0	5 800	0	3 850	0	2 000	0	900	30.0*	-	32.5*	-	41.5*	-	47.5*	-	52.5*	-
Radius (m)	9.6		11.6		14.6		17.7		18.1		20.2		20.3		20.4		20.4	

WARNING

*** Do Not Lower The Boom Below The Minimum Boom Angle Listed. Loss Of Forward Stability Will Occur Causing a Tipping Condition.**



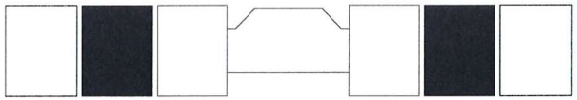

Intermediate Extended

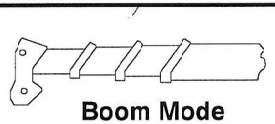

Boom Mode
"Standard"

Load Radius (m)	11.76m		13.7m		16.8m		19.8m		22.9m		25.9m		29.0m		32.0m		35.23m	
	∡ °	(kg)	∡ °	(kg)	∡ °	(kg)	∡ °	(kg)	∡ °	(kg)	∡ °	(kg)	∡ °	(kg)	∡ °	(kg)	∡ °	(kg)
3	68.5	68 700	72.0	23 550														
3.5	66.0	63 500	69.5	23 550	74.0	23 550												
4	63.0	58 750	67.5	23 550	72.0	23 550	75.0	23 550										
4.5	60.0	52 050	65.0	23 550	70.0	23 550	74.0	23 550										
5	57.0	44 650	62.5	23 550	68.5	23 550	72.5	23 550										
6	51.0	32 550	57.5	23 550	64.5	23 550	69.0	23 550	72.5	23 550	75.0	23 550						
7	43.5	25 150	52.0	23 550	60.5	23 550	65.5	23 550	69.5	23 550	73.0	23 550						
8	35.0	20 200	46.5	20 550	56.0	20 850	62.5	21 000	67.0	21 050	70.5	21 150	73.0	21 200				
9	23.5	16 600	39.5	16 950	51.5	17 300	59.0	17 450	64.0	17 550	67.5	17 600	71.0	17 650	73.5	17 700		
10			32.0	14 250	47.0	14 550	55.5	14 750	61.0	14 850	65.0	14 950	68.5	15 000	71.5	15 000	74.0	15 050
12					36.0	10 800	47.5	11 000	54.5	11 150	60.0	11 200	64.0	11 250	67.5	11 300	70.0	11 300
14					19.0	8 250	38.5	8 450	48.0	8 600	54.5	8 700	59.0	8 750	63.0	8 750	66.5	8 800
16							26.5	6 650	40.5	6 750	48.5	6 900	54.0	6 950	58.5	6 950	62.5	7 000
18									31.0	5 400	42.0	5 500	49.0	5 600	54.0	5 650	58.5	5 700
20									17.5	4 350	34.0	4 450	43.0	4 500	49.0	4 550	54.5	4 600
22											24.0	3 550	36.5	3 650	44.0	3 700	50.0	3 750
24													28.5	2 950	38.0	3 000	45.0	3 050
26													16.5	2 350	31.5	2 400	40.0	2 450
28															22.5	1 900	34.0	1 950
30																	27.0	1 550
32																	17.0	1 200
Min.Bm. Ang./Cap.	0	13 500	0	10 450	0	7 400	0	5 450	0	4 000	0	2 950	0	2 150	0	1 550	0	1 000
Radius (m)	9.6		11.6		14.6		17.7		20.7		23.8		26.8		29.9		33.1	

WARNING

Do Not Raise Boom Above 75° Boom Angle. Loss Of Backward Stability Will Occur Causing a Tipping Condition.

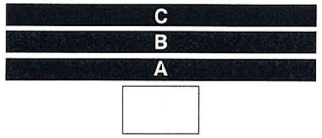

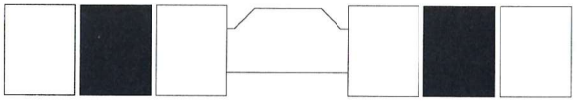

Intermediate Extended



Boom Mode
"Standard"

Load Radius (m)	11.76m		13.7m		16.8m		19.8m		22.9m		25.9m		29.0m		32.0m		35.23m	
	∡°	(kg)	∡°	(kg)	∡°	(kg)	∡°	(kg)	∡°	(kg)	∡°	(kg)	∡°	(kg)	∡°	(kg)	∡°	(kg)
3	68.5	68 700																
3.5	66.0	63 500	69.5	23 550														
4	63.0	58 750	67.5	23 550														
4.5	60.0	51 500	65.0	23 550														
5	57.0	42 400	62.5	23 550	68.5	23 550												
6	50.5	30 850	57.5	23 550	64.5	23 550	69.0	23 550										
7	43.5	23 800	52.0	23 550	60.5	23 550	65.5	23 550	69.5	23 550								
8	35.0	19 050	46.5	19 400	56.0	19 700	62.5	19 850	66.5	19 950								
9	23.5	15 650	39.5	15 950	51.5	16 300	59.0	16 450	64.0	16 550	67.5	16 650						
10			32.0	13 400	47.0	13 750	55.0	13 950	61.0	14 050	65.0	14 050	68.5	14 100				
12					36.0	10 100	47.5	10 300	54.5	10 450	60.0	10 500	64.0	10 550	67.0	10 600		
14					19.0	7 650	38.5	7 850	48.0	8 000	54.5	8 100	59.0	8 150	63.0	8 200	66.0	8 250
16							26.5	6 150	40.5	6 300	48.5	6 400	54.0	6 450	58.5	6 500	62.5	6 550
18									31.0	4 950	41.5	5 050	49.0	5 150	54.0	5 200	58.5	5 250
20									17.5	3 950	34.0	4 050	43.0	4 100	49.0	4 200	54.0	4 250
22											24.0	3 200	36.5	3 300	44.0	3 350	50.0	3 400
24													28.0	2 650	38.0	2 700	45.0	2 750
26													16.5	2 050	31.0	2 150	40.0	2 200
28															22.5	1 650	34.0	1 700
30																	27.0	1 300
32																	17.0	950
Min.Bm. Ang./Cap.	0	13 500	0	10 350	0	7 050	0	5 000	0	3 600	0	2 600	0	1 850	0	1 300	0	800
Radius (m)	9.6		11.6		14.6		17.7		20.7		23.8		26.8		29.9		33.1	

WARNING

Do Not Raise Boom Above 69° Boom Angle. Loss Of Backward Stability Will Occur Causing a Tipping Condition.

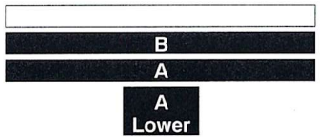

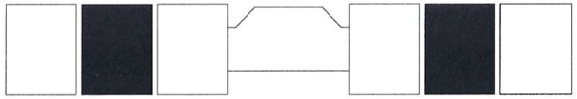

Intermediate Extended



Boom Mode
"Standard"

Load Radius (m)	11.76m		13.7m		16.8m		19.8m		22.9m		25.9m		29.0m		32.0m		35.23m	
	∡°	(kg)	∡°	(kg)	∡°	(kg)	∡°	(kg)	∡°	(kg)	∡°	(kg)	∡°	(kg)	∡°	(kg)	∡°	(kg)
3	68.5	68 700	72.0	23 550	75.5	23 550												
3.5	66.0	62 300	69.5	23 550	74.0	23 550												
4	63.0	54 400	67.5	23 550	72.0	23 550	75.0	23 550										
4.5	60.0	44 850	65.0	23 550	70.0	23 550	74.0	23 550	76.0	23 550								
5	57.0	36 850	62.5	23 550	68.0	23 550	72.0	23 550	75.0	23 550								
6	50.5	26 650	57.5	23 550	64.5	23 550	69.0	23 550	72.5	23 550	75.0	23 550	77.5	23 550				
7	43.5	20 450	52.0	20 800	60.5	21 050	65.5	21 200	69.5	21 300	72.5	21 350	75.0	21 400				
8	35.0	16 250	46.5	16 550	56.0	16 900	62.0	17 050	66.5	17 150	70.0	17 200	73.0	17 250	75.0	17 300	77.5	17 350
9	23.5	13 200	39.5	13 550	51.5	13 900	59.0	14 050	63.5	14 150	67.5	14 200	70.5	14 250	73.0	14 300	75.5	14 300
10			31.5	11 300	47.0	11 600	55.0	11 800	61.0	11 950	65.0	12 000	68.5	12 050	71.0	12 100	73.5	12 100
12					36.0	8 400	47.5	8 600	54.5	8 750	59.5	8 800	63.5	8 850	67.0	8 900	69.5	8 950
14					19.0	6 250	38.5	6 450	48.0	6 600	54.0	6 700	59.0	6 800	62.5	6 850	66.0	6 850
16							26.5	4 900	40.0	5 050	48.0	5 150	54.0	5 250	58.5	5 300	62.0	5 350
18									31.0	3 900	41.5	4 000	48.5	4 100	54.0	4 150	58.0	4 200
20									17.0	3 000	34.0	3 100	42.5	3 150	49.0	3 250	54.0	3 300
22											24.0	2 350	36.0	2 450	43.5	2 500	49.5	2 550
24													28.0	1 850	38.0	1 900	45.0	1 950
26													16.0	1 350	31.0	1 400	39.5	1 450
28															22.0	1 000	34.0	1 050
30																	26.5	700
Min.Bm. Ang./Cap.	0	11 650	0	8 600	0	5 700	0	3 900	0	2 700	0	1 850	0	1 200	0	650	25.5*	-
Radius (m)	9.6		11.6		14.6		17.7		20.7		23.8		26.8		29.9		30.2	

WARNING

*** Do Not Lower The Boom Below The Minimum Boom Angle Listed. Loss Of Forward Stability Will Occur Causing a Tipping Condition.**

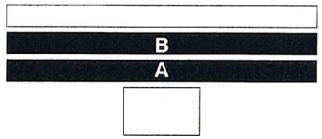

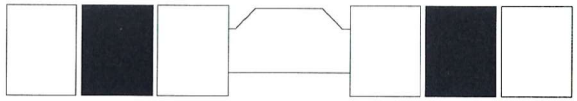

Intermediate Extended



Boom Mode
"Standard"

Load Radius (m)	11.76m		13.7m		16.8m		19.8m		22.9m		25.9m		29.0m		32.0m		35.23m	
	∡°	(kg)	∡°	(kg)	∡°	(kg)	∡°	(kg)	∡°	(kg)	∡°	(kg)	∡°	(kg)	∡°	(kg)	∡°	(kg)
3	68.5	68 700	72.0	23 550	75.5	23 550												
3.5	66.0	62 300	69.5	23 550	74.0	23 550												
4	63.0	53 400	67.5	23 550	72.0	23 550	75.0	23 550										
4.5	60.0	42 200	65.0	23 550	70.0	23 550	73.5	23 550	76.0	23 550								
5	57.0	34 650	62.5	23 550	68.0	23 550	72.0	23 550	75.0	23 550								
6	50.5	24 950	57.5	23 550	64.5	23 550	69.0	23 550	72.0	23 550	75.0	23 550	77.5	23 550				
7	43.5	19 050	52.0	19 400	60.5	19 700	65.5	19 850	69.5	19 950	72.5	20 050	75.0	20 100				
8	35.0	15 100	46.0	15 450	56.0	15 750	62.0	15 900	66.5	16 000	70.0	16 050	72.5	16 100	75.0	16 150	77.0	16 200
9	23.5	12 250	39.5	12 600	51.5	12 900	58.5	13 100	63.5	13 200	67.5	13 250	70.5	13 350	73.0	13 350	75.0	13 400
10			31.5	10 400	47.0	10 750	55.0	10 950	60.5	11 050	65.0	11 150	68.0	11 200	71.0	11 200	73.5	11 250
12					36.0	7 700	47.5	7 900	54.5	8 050	59.5	8 150	63.5	8 200	67.0	8 200	69.5	8 250
14					19.0	5 700	38.5	5 900	48.0	6 050	54.0	6 150	59.0	6 200	62.5	6 250	66.0	6 300
16							26.5	4 450	40.0	4 550	48.0	4 650	54.0	4 750	58.5	4 800	62.0	4 850
18									31.0	3 450	41.5	3 550	48.5	3 650	53.5	3 700	58.0	3 750
20									17.0	2 600	34.0	2 700	42.5	2 800	49.0	2 850	54.0	2 900
22											24.0	2 050	36.0	2 100	43.5	2 150	49.5	2 200
24													28.0	1 550	38.0	1 600	44.5	1 650
26													16.0	1 050	31.0	1 150	39.5	1 200
28															22.0	750	33.5	800
Min.Bm. Ang./Cap.	0	10 750	0	7 850	0	5 150	0	3 450	0	2 350	0	1 500	0	900	21.0*	-	32.5*	-
Radius (m)	9.6		11.6		14.6		17.7		20.7		23.8		26.8		28.1		28.3	

WARNING

*** Do Not Lower The Boom Below The Minimum Boom Angle Listed. Loss Of Forward Stability Will Occur Causing a Tipping Condition.**

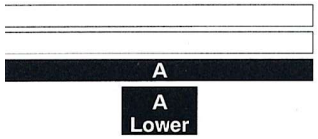

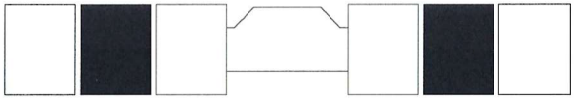

Intermediate Extended



Boom Mode
"Standard"

Load Radius (m)	11.76m		13.7m		16.8m		19.8m		22.9m		25.9m		29.0m		32.0m		35.23m	
	∡°	(kg)	∡°	(kg)	∡°	(kg)	∡°	(kg)	∡°	(kg)	∡°	(kg)	∡°	(kg)	∡°	(kg)	∡°	(kg)
3	68.5	66 950	72.0	23 550	75.5	23 550												
3.5	66.0	57 400	69.5	23 550	74.0	23 550												
4	63.0	45 200	67.5	23 550	72.0	23 550	75.0	23 550										
4.5	60.0	35 600	65.0	23 550	70.0	23 550	73.5	23 550	76.0	23 550								
5	57.0	29 100	62.5	23 550	68.0	23 550	72.0	23 550	75.0	23 550								
6	50.5	20 800	57.5	21 100	64.0	21 350	68.5	21 550	72.0	21 650	74.5	21 700	77.0	21 750				
7	43.5	15 700	52.0	16 050	60.0	16 350	65.5	16 500	69.5	16 600	72.5	16 700	74.5	16 750				
8	35.0	12 300	46.0	12 650	56.0	13 000	62.0	13 150	66.5	13 250	70.0	13 300	72.5	13 350	74.5	13 400	76.5	13 450
9	23.5	9 850	39.5	10 200	51.5	10 500	58.5	10 700	63.5	10 800	67.5	10 850	70.0	10 900	72.5	10 950	75.0	11 000
10			31.5	8 300	47.0	8 650	55.0	8 850	60.5	8 950	64.5	9 050	68.0	9 100	70.5	9 100	73.0	9 150
12					35.5	6 050	47.5	6 250	54.5	6 400	59.5	6 500	63.5	6 550	66.5	6 600	69.5	6 600
14					19.0	4 250	38.5	4 500	47.5	4 650	54.0	4 750	58.5	4 800	62.5	4 850	65.5	4 850
16							26.5	3 200	40.0	3 350	48.0	3 450	53.5	3 550	58.0	3 600	61.5	3 650
18									31.0	2 400	41.5	2 500	48.5	2 600	53.5	2 650	57.5	2 700
20									17.0	1 650	33.5	1 750	42.5	1 850	48.5	1 900	53.5	1 950
22											23.5	1 200	36.0	1 250	43.5	1 300	49.0	1 350
24													28.0	750	37.5	850	44.5	850
Min.Bm. Ang./Cap.	0	8 550	0	6 100	0	3 800	0	2 400	0	1 450	0	750	27.0*	-	36.5*	-	43.5*	-
Radius (m)	9.6		11.6		14.6		17.7		20.7		23.8		24.2		24.3		24.4	

WARNING

*** Do Not Lower The Boom Below The Minimum Boom Angle Listed. Loss Of Forward Stability Will Occur Causing a Tipping Condition.**

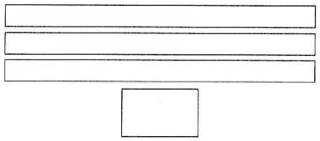

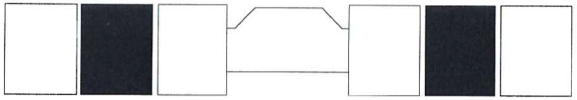

Intermediate Extended



Boom Mode
"Standard"

Load Radius (m)	11.76m		13.7m		16.8m		19.8m		22.9m		25.9m		29.0m		32.0m		35.23m	
	∡°	(kg)	∡°	(kg)	∡°	(kg)	∡°	(kg)	∡°	(kg)	∡°	(kg)	∡°	(kg)	∡°	(kg)	∡°	(kg)
3	68.5	61 250	72.0	23 550	75.5	23 550												
3.5	66.0	41 050	69.5	23 550	73.5	23 550												
4	63.0	30 150	67.5	23 550	72.0	23 550	75.0	23 550										
4.5	60.0	23 450	65.0	23 550	70.0	23 550	73.5	23 550	76.0	23 550								
5	57.0	18 900	62.5	19 200	68.0	19 500	72.0	19 700	74.5	19 800								
6	50.5	13 100	57.5	13 450	64.0	13 700	68.5	13 850	72.0	14 000	74.5	14 050	76.5	14 100				
7	43.5	9 550	52.0	9 900	60.0	10 200	65.5	10 350	69.0	10 450	72.0	10 500	74.0	10 600				
8	35.0	7 100	46.0	7 450	56.0	7 800	62.0	7 950	66.0	8 050	69.5	8 150	72.0	8 200	74.0	8 250	76.0	8 250
9	23.5	5 400	39.5	5 750	51.5	6 100	58.5	6 300	63.5	6 400	67.0	6 450	70.0	6 500	72.0	6 550	74.0	6 600
10			31.5	4 450	47.0	4 750	55.0	5 000	60.5	5 100	64.5	5 150	67.5	5 250	70.0	5 250	72.5	5 300
12					35.5	2 900	47.0	3 100	54.5	3 250	59.5	3 350	63.0	3 400	66.0	3 450	68.5	3 500
14					19.0	1 650	38.0	1 900	47.5	2 000	54.0	2 150	58.5	2 200	62.0	2 250	65.0	2 250
16							26.5	1 000	40.0	1 100	48.0	1 250	53.5	1 300	57.5	1 350	61.0	1 400
18											41.5	550	48.0	650	53.0	700	57.5	750
Min.Bm. Ang./Cap.	0	4 450	0	2 850	0	1 300	25.5*	-	39.0*	-	40.5*	-	47.0*	-	52.0*	-	56.5*	-
Radius (m)	9.6		11.6		14.6		16.1		16.2		18.3		18.4		18.4		18.4	

WARNING

*** Do Not Lower The Boom Below The Minimum Boom Angle Listed. Loss Of Forward Stability Will Occur Causing a Tipping Condition.**

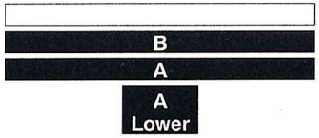

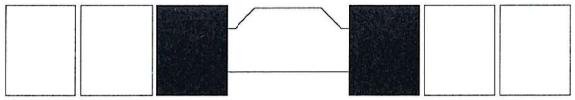

Fully Retracted



Boom Mode
"Standard"

Load Radius (m)	11.76m		13.7m		16.8m		19.8m		22.9m		25.9m		29.0m		32.0m		35.23m	
	∡°	(kg)	∡°	(kg)	∡°	(kg)	∡°	(kg)	∡°	(kg)	∡°	(kg)	∡°	(kg)	∡°	(kg)	∡°	(kg)
3.5	66.0	45 800																
4	63.0	36 200																
4.5	60.0	29 650	65.0	23 550														
5	57.0	24 900	62.5	23 550	68.0	23 550												
6	50.5	18 400	57.5	18 750	64.0	19 050												
7	43.5	14 250	52.0	14 550	60.0	14 850	65.5	15 000										
8	35.0	11 300	46.0	11 650	56.0	11 950	62.0	12 150	66.5	12 250								
9	23.5	9 150	39.5	9 450	51.5	9 800	58.5	10 000	63.5	10 100	67.0	10 200						
10			31.5	7 800	47.0	8 100	55.0	8 300	60.5	8 450	64.5	8 550						
12					35.5	5 750	47.5	5 950	54.5	6 100	59.5	6 200	63.5	6 250	66.5	6 300		
14					19.0	4 100	38.5	4 300	47.5	4 450	54.0	4 550	58.5	4 600	62.5	4 700	65.5	4 700
16							26.5	3 100	40.0	3 250	48.0	3 350	53.5	3 400	58.0	3 500	61.5	3 550
18									31.0	2 350	41.5	2 450	48.5	2 500	53.5	2 550	57.5	2 600
20									17.0	1 600	33.5	1 750	42.5	1 800	48.5	1 850	53.5	1 900
22											23.5	1 150	36.0	1 250	43.5	1 300	49.0	1 350
24													28.0	750	37.5	800	44.5	850
Min.Bm. Ang./Cap.	0	8 000	0	5 800	0	3 650	0	2 300	0	1 400	0	700	27.0*	-	36.5*	-	43.5*	-
Radius (m)	9.6		11.6		14.6		17.7		20.7		23.8		24.2		24.3		24.4	

WARNING

Do Not Raise Boom Above 67° Boom Angle. Loss Of Backward Stability Will Occur Causing a Tipping Condition.

WARNING

*** Do Not Lower The Boom Below The Minimum Boom Angle Listed. Loss Of Forward Stability Will Occur Causing a Tipping Condition.**

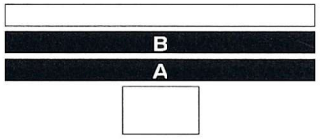

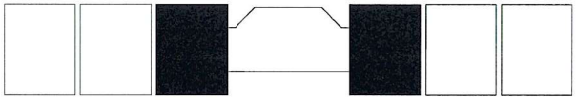

Fully Retracted



Boom Mode
"Standard"

Load Radius (m)	11.76m		13.7m		16.8m		19.8m		22.9m		25.9m		29.0m		32.0m		35.23m	
	∡°	(kg)	∡°	(kg)	∡°	(kg)	∡°	(kg)	∡°	(kg)	∡°	(kg)	∡°	(kg)	∡°	(kg)	∡°	(kg)
4.5	60.0	28 100																
5	57.0	23 500																
6	50.5	17 350	57.5	17 650														
7	43.5	13 350	52.0	13 700	60.0	14 000												
8	35.0	10 550	46.0	10 900	56.0	11 200												
9	23.5	8 500	39.5	8 800	51.5	9 100	58.5	9 350										
10			31.5	7 200	47.0	7 550	55.0	7 750										
12					35.5	5 250	47.5	5 450	54.5	5 600	59.5	5 700						
14					19.0	3 700	38.5	3 900	47.5	4 050	54.0	4 150	58.5	4 200				
16							26.5	2 750	40.0	2 900	48.0	3 000	53.5	3 100	58.0	3 150		
18									31.0	2 050	41.5	2 150	48.5	2 200	53.5	2 250	57.5	2 300
20									17.0	1 350	33.5	1 450	42.5	1 550	48.5	1 600	53.5	1 650
22											23.5	900	36.0	1 000	43.5	1 050	49.0	1 100
24													28.0	550	37.5	600	44.5	650
Min.Bm. Ang./Cap.	0	7 400	0	5 300	0	3 300	0	2 000	0	1 150	0	500	27.0*	-	36.5*	-	43.5*	-
Radius (m)	9.6		11.6		14.6		17.7		20.7		23.8		24.2		24.3		24.4	

⚠ WARNING

Do Not Raise Boom Above 60° Boom Angle. Loss Of Backward Stability Will Occur Causing a Tipping Condition.

⚠ WARNING

*** Do Not Lower The Boom Below The Minimum Boom Angle Listed. Loss Of Forward Stability Will Occur Causing a Tipping Condition.**

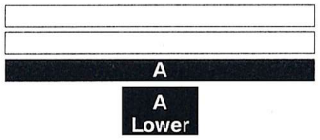

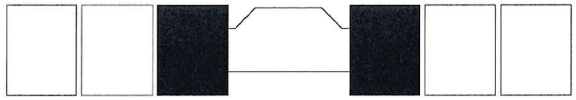

Fully Retracted

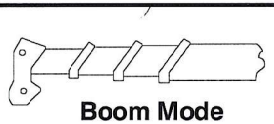

Boom Mode
"Standard"

Load Radius (m)	11.76m		13.7m		16.8m		19.8m		22.9m		25.9m		29.0m		32.0m		35.23m	
	∡°	(kg)	∡°	(kg)	∡°	(kg)	∡°	(kg)	∡°	(kg)	∡°	(kg)	∡°	(kg)	∡°	(kg)	∡°	(kg)
3	68.5	47 950	72.0	23 550	75.5	23 550												
3.5	66.0	35 550	69.5	23 550	73.5	23 550												
4	63.0	27 950	67.5	23 550	72.0	23 550	75.0	23 550										
4.5	60.0	22 700	65.0	22 950	70.0	23 200	73.5	23 400	76.0	23 500								
5	57.0	18 900	62.5	19 200	68.0	19 450	72.0	19 600	74.5	19 700								
6	50.5	13 700	57.5	14 050	64.0	14 300	68.5	14 450	72.0	14 550	74.5	14 650	76.5	14 700				
7	43.5	10 400	52.0	10 700	60.0	11 050	65.5	11 200	69.0	11 300	72.0	11 350	74.5	11 400				
8	35.0	8 050	46.0	8 350	56.0	8 650	62.0	8 850	66.5	8 950	69.5	9 050	72.0	9 100	74.0	9 100	76.0	9 150
9	23.5	6 300	39.5	6 650	51.5	6 950	58.5	7 150	63.5	7 250	67.0	7 300	70.0	7 350	72.0	7 400	74.5	7 450
10			31.5	5 300	47.0	5 600	55.0	5 800	60.5	5 950	64.5	6 050	67.5	6 100	70.0	6 150	72.5	6 150
12					35.5	3 700	47.0	3 900	54.5	4 050	59.5	4 150	63.0	4 200	66.0	4 250	69.0	4 300
14					19.0	2 350	38.0	2 550	47.5	2 700	54.0	2 800	58.5	2 900	62.0	2 950	65.0	3 000
16							26.5	1 600	40.0	1 750	48.0	1 850	53.5	1 950	57.5	2 000	61.5	2 050
18									31.0	1 050	41.5	1 150	48.0	1 200	53.0	1 250	57.5	1 300
20											33.5	550	42.5	650	48.5	700	53.5	750
Min.Bm. Ang./Cap.	0	5 350	0	3 650	0	2 000	0	1 000	30.0*	-	32.5*	-	41.5*	-	47.5*	-	52.5*	-
Radius (m)	9.6		11.6		14.6		17.7		18.1		20.2		20.3		20.4		20.4	

WARNING

*** Do Not Lower The Boom Below The Minimum Boom Angle Listed. Loss Of Forward Stability Will Occur Causing a Tipping Condition.**

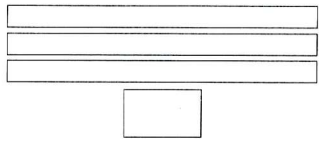

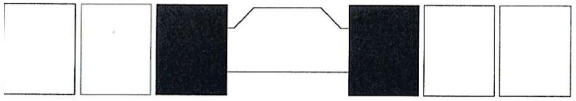

Fully Retracted



Boom Mode
"Standard"

Load Radius (m)	11.76m		13.7m		16.8m		19.8m		22.9m		25.9m		29.0m		32.0m		35.23m	
	∡°	(kg)	∡°	(kg)	∡°	(kg)	∡°	(kg)	∡°	(kg)	∡°	(kg)	∡°	(kg)	∡°	(kg)	∡°	(kg)
3	68.5	31 100	72.0	23 550	75.5	23 550												
3.5	65.5	22 700	69.5	23 000	73.5	23 300												
4	63.0	17 550	67.0	17 800	71.5	18 100	75.0	18 250										
4.5	60.0	14 000	65.0	14 250	70.0	14 500	73.0	14 650	75.5	14 800								
5	57.0	11 350	62.5	11 700	68.0	11 950	71.5	12 100	74.5	12 200								
6	50.5	7 800	57.5	8 150	64.0	8 450	68.5	8 600	71.5	8 700	74.0	8 750	76.0	8 850				
7	43.5	5 550	52.0	5 850	60.0	6 200	65.0	6 350	69.0	6 450	71.5	6 550	74.0	6 600				
8	35.0	3 900	46.0	4 250	56.0	4 550	62.0	4 750	66.0	4 850	69.5	4 950	71.5	5 000	74.0	5 050	75.5	5 100
9	23.5	2 700	39.5	3 050	51.5	3 350	58.5	3 600	63.5	3 700	67.0	3 800	69.5	3 850	72.0	3 850	74.0	3 900
10			31.5	2 150	46.5	2 450	55.0	2 650	60.5	2 800	64.5	2 900	67.5	2 950	70.0	2 950	72.0	3 000
12					35.5	1 100	47.0	1 300	54.0	1 450	59.0	1 550	63.0	1 650	66.0	1 700	68.5	1 700
14									47.5	550	53.5	650	58.0	750	61.5	800	64.5	800
Min.Bm. Ang./Cap.	0	2 050	0	1 000	34.5*	-	46.0*	-	46.5*	-	52.5*	-	57.0*	-	60.5*	-	63.5*	-
Radius (m)	9.6		11.6		12.1		12.2		14.3		14.4		14.4		14.5		14.6	

WARNING

*** Do Not Lower The Boom Below The Minimum Boom Angle Listed. Loss Of Forward Stability Will Occur Causing a Tipping Condition.**

Working Range Diagram

"A- Max" Mode

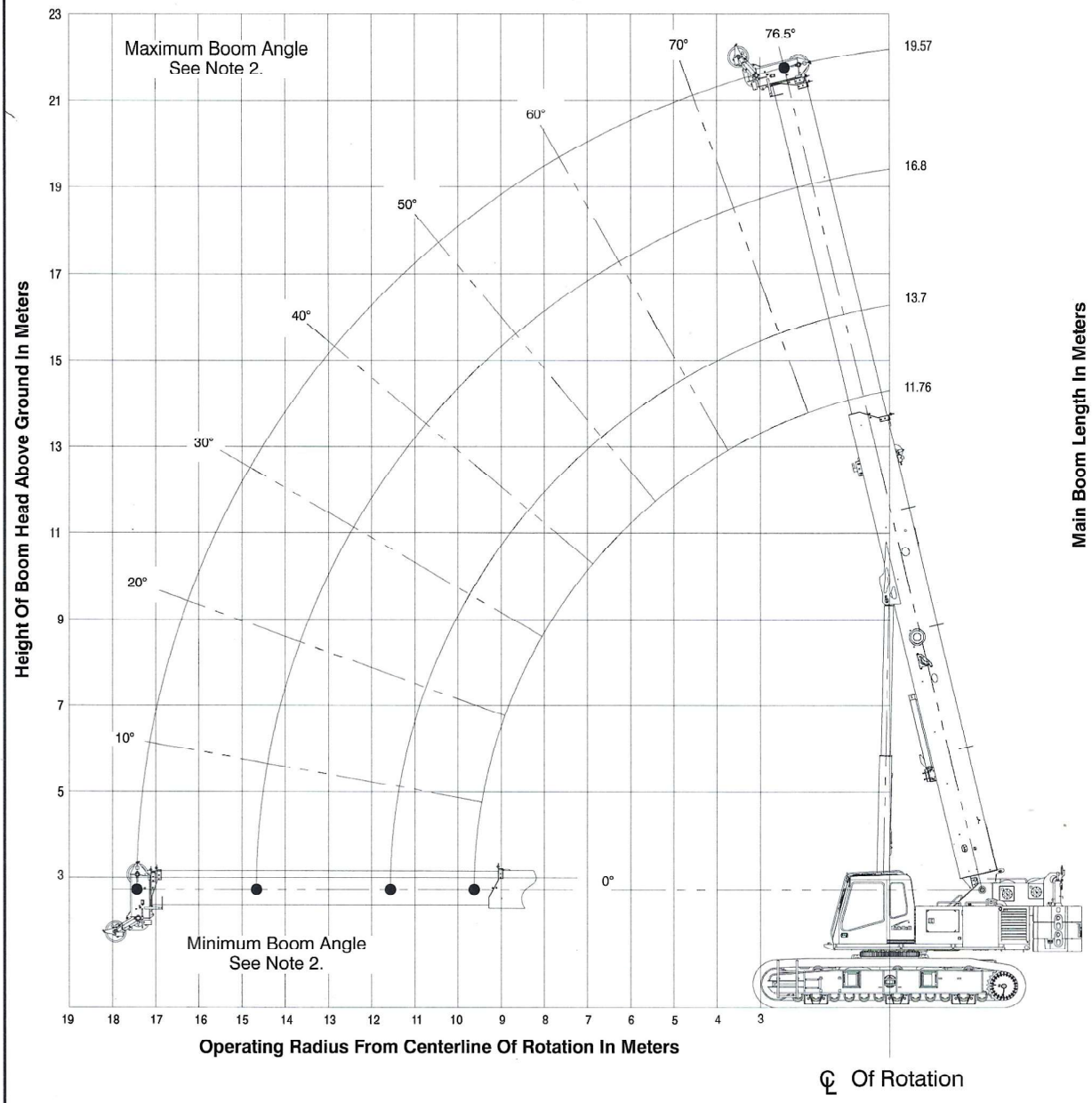

Notes:

1. **Boom geometry shown is for unloaded condition and crane standing level on firm supporting surface. Boom deflection, subsequent radius, and boom angle change must be accounted for when applying load to hook.**
2. **Maximum and minimum boom angles are equal to the values listed in the capacity chart for each boom length.**

SN: R8K4-4159

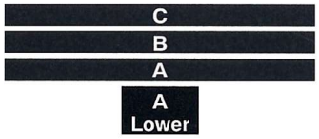

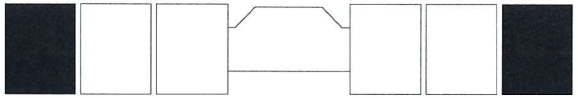

Fully Extended

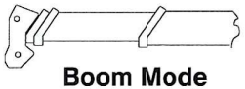

Boom Mode
"A- Max"

Over Front Blocked

Load Radius (m)	11.76m		13.7m		16.8m		19.57m	
	∡ °	(kg)	∡ °	(kg)	∡ °	(kg)	∡ °	(kg)
3	68.5	70 000	72.0	48 100	75.5	47 200		
3.5	66.0	63 500	69.5	48 100	74.0	47 200	76.5	33 900
4	63.0	58 750	67.5	48 100	72.0	47 200	75.5	33 900
4.5	60.0	52 050	65.0	48 100	70.5	47 200	74.0	33 900
5	57.0	46 600	62.5	46 350	68.5	46 050	72.5	33 900
6	51.0	38 300	57.5	38 100	64.5	37 850	69.5	33 900
7	43.5	32 250	52.5	32 050	60.5	31 850	66.0	31 700
8	35.0	27 650	46.5	27 500	56.5	27 300	62.5	27 150
9	23.5	23 500	40.0	23 350	52.0	23 100	59.0	22 900
10			32.0	19 550	47.0	19 350	55.0	19 150
12					36.0	14 100	47.0	14 000
14					19.5	10 700	38.0	10 650
16							25.5	8 250
Min.Bm. Ang./Cap.	0	13 500	0	10 650	0	7 550	0	5 550
Radius (m)	9.6		11.6		14.6		17.4	

CE



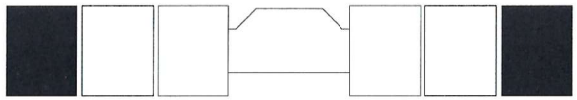

Fully Extended

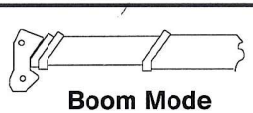

Boom Mode
"A- Max"

Load Radius (m)	11.76m		13.7m		16.8m		19.57m	
	∡ °	(kg)	∡ °	(kg)	∡ °	(kg)	∡ °	(kg)
3	68.5	70 000	72.0	48 100	75.5	47 200		
3.5	66.0	63 500	69.5	48 100	74.0	47 200	76.5	33 900
4	63.0	58 750	67.5	48 100	72.0	47 200	75.5	33 900
4.5	60.0	52 050	65.0	48 100	70.5	47 200	74.0	33 900
5	57.0	46 600	62.5	46 350	68.5	46 050	72.5	33 900
6	51.0	38 300	57.5	38 100	64.5	37 850	69.5	33 900
7	43.5	29 650	52.0	29 450	60.5	29 100	66.0	28 850
8	35.0	23 650	46.5	23 450	56.5	23 200	62.5	23 000
9	23.5	19 400	39.5	19 250	52.0	19 050	59.0	18 850
10			32.0	16 100	47.0	15 900	55.0	15 750
12					36.0	11 600	47.0	11 450
14					19.5	8 700	37.5	8 600
16							25.5	6 600
Min.Bm. Ang./Cap.	0	13 500	0	10 650	0	7 550	0	5 400
Radius (m)	9.6		11.6		14.6		17.4	

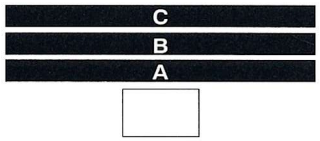

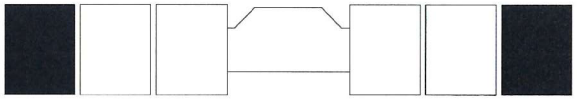

Fully Extended



Boom Mode
"A- Max"

Load Radius (m)	11.76m		13.7m		16.8m		19.57m	
	∡ °	(kg)	∡ °	(kg)	∡ °	(kg)	∡ °	(kg)
3	68.5	68 700	72.0	48 100	75.5	47 200		
3.5	66.0	63 500	69.5	48 100	74.0	47 200	76.5	33 900
4	63.0	58 750	67.5	48 100	72.0	47 200	75.5	33 900
4.5	60.0	52 050	65.0	48 100	70.5	47 200	74.0	33 900
5	57.0	46 600	62.5	46 350	68.5	46 050	72.5	33 900
6	51.0	36 700	57.5	36 350	64.5	35 950	69.0	33 900
7	43.5	27 950	52.0	27 750	60.5	27 400	66.0	27 150
8	35.0	22 200	46.5	22 050	56.5	21 800	62.5	21 550
9	23.5	18 200	39.5	18 050	52.0	17 850	58.5	17 650
10			32.0	15 050	47.0	14 850	55.0	14 700
12					36.0	10 750	47.0	10 650
14					19.5	8 000	37.5	7 900
16							25.5	6 000
Min.Bm. Ang./Cap.	0	13 500	0	10 650	0	7 300	0	4 850
Radius (m)	9.6		11.6		14.6		17.4	

CE

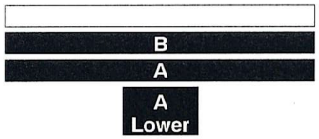

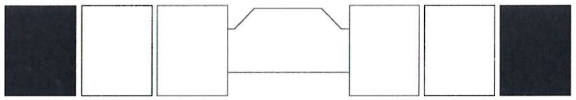

Fully Extended



Boom Mode
"A- Max"

Load Radius (m)	11.76m		13.7m		16.8m		19.57m	
	∡ °	(kg)	∡ °	(kg)	∡ °	(kg)	∡ °	(kg)
3	68.5	68 700	72.0	48 100	75.5	47 200		
3.5	66.0	62 300	69.5	48 100	74.0	47 200	76.5	33 900
4	63.0	54 400	67.5	48 100	72.0	47 200	75.5	33 900
4.5	60.0	48 150	65.0	47 900	70.5	47 200	74.0	33 900
5	57.0	43 050	62.5	42 850	68.5	42 550	72.5	33 900
6	51.0	32 150	57.5	31 800	64.5	31 400	69.0	31 150
7	43.5	24 350	52.0	24 150	60.5	23 800	65.5	23 550
8	35.0	19 250	46.5	19 100	56.5	18 800	62.0	18 600
9	23.5	15 650	39.5	15 500	52.0	15 300	58.5	15 100
10			32.0	12 850	47.0	12 650	55.0	12 500
12					36.0	8 950	47.0	8 850
14					19.5	6 550	37.5	6 450
16							25.0	4 750
Min.Bm. Ang./Cap.	0	13 500	0	9 700	0	5 900	0	3 750
Radius (m)	9.6		11.6		14.6		17.4	

SN: R8K44-4159

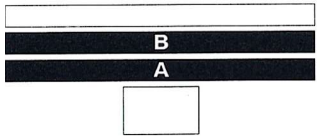

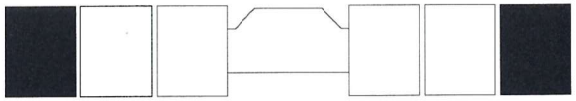

Fully Extended



Boom Mode
"A- Max"

Load Radius (m)	11.76m		13.7m		16.3m		19.57m	
	∡°	(kg)	∡°	(kg)	∡°	(kg)	∡°	(kg)
3	68.5	68 700	72.0	48 100	75.5	47 200		
3.5	66.0	62 300	69.5	48 100	74.0	47 200	76.5	33 900
4	63.0	54 400	67.5	48 100	72.0	47 200	75.5	33 900
4.5	60.0	48 150	65.0	47 900	70.5	47 200	74.0	33 900
5	57.0	42 450	62.5	42 050	68.5	41 550	72.5	33 900
6	50.5	29 950	57.5	29 600	64.5	29 200	69.0	28 950
7	43.5	22 600	52.0	22 400	60.5	22 050	65.5	21 850
8	35.0	17 800	46.5	17 650	56.0	17 400	62.0	17 200
9	23.5	14 400	39.5	14 250	52.0	14 100	58.5	13 900
10			32.0	11 750	47.0	11 600	55.0	11 450
12					36.0	8 150	47.0	8 050
14					19.5	5 850	37.5	5 750
16							25.0	4 150
Min.Bm. Ang./Cap.	0	12 700	0	8 850	0	5 250	0	3 200
Radius (m)	9.6		11.6		14.6		17.4	

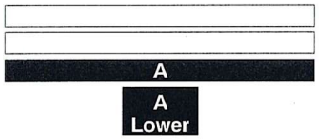

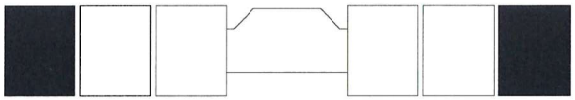

Fully Extended



Boom Mode
"A- Max"

Load Radius (m)	11.76m		13.7m		16.8m		19.57m	
	∡ °	(kg)	∡ °	(kg)	∡ °	(kg)	∡ °	(kg)
3	68.5	66 950	72.0	48 100	75.5	47 200		
3.5	66.0	57 400	69.5	48 100	74.0	47 200	76.5	33 900
4	63.0	50 100	67.5	48 100	72.0	47 200	75.5	33 900
4.5	60.0	44 250	65.0	44 050	70.5	43 750	74.0	33 900
5	57.0	36 300	62.5	35 850	68.5	35 350	72.0	33 900
6	50.5	25 450	57.5	25 100	64.5	24 700	69.0	24 450
7	43.5	19 050	52.0	18 850	60.5	18 500	65.5	18 250
8	35.0	14 850	46.5	14 700	56.0	14 450	62.0	14 200
9	23.5	11 900	39.5	11 750	51.5	11 600	58.5	11 400
10			31.5	9 550	47.0	9 400	55.0	9 250
12					36.0	6 400	47.0	6 300
14					19.0	4 400	37.5	4 300
16							25.0	2 900
Min.Bm. Ang./Cap.	0	10 400	0	7 000	0	3 850	0	2 100
Radius (m)	9.6		11.6		14.6		17.4	

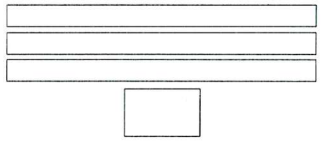

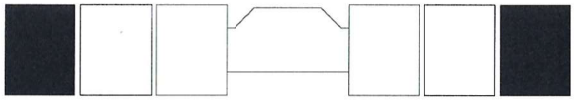

Fully Extended



Boom Mode
"A- Max"

Load Radius (m)	11.76m		13.7m		16.8m		19.57m	
	∡ °	(kg)	∡ °	(kg)	∡ °	(kg)	∡ °	(kg)
3	68.5	61 250	72.0	48 100	75.5	47 200		
3.5	66.0	52 450	69.5	48 100	74.0	47 200	76.5	33 900
4	63.0	40 100	67.5	39 550	72.0	33 900	75.5	33 900
4.5	60.0	30 250	65.0	29 750	70.0	29 250	73.5	28 900
5	57.0	23 950	62.5	23 550	68.0	23 100	72.0	22 800
6	50.5	16 400	57.5	16 050	64.5	15 650	68.5	15 400
7	43.5	11 900	52.0	11 700	60.0	11 350	65.0	11 150
8	35.0	8 950	46.0	8 800	56.0	8 550	62.0	8 300
9	23.5	6 850	39.5	6 750	51.5	6 550	58.0	6 350
10			31.5	5 200	47.0	5 050	54.5	4 900
12					36.0	2 900	46.5	2 800
14					19.0	1 500	37.5	1 400
16							25.0	400
Min.Bm. Ang./Cap.	0	5 800	0	3 350	0	1 100	0	0
Radius (m)	9.6		11.6		14.6		17.4	



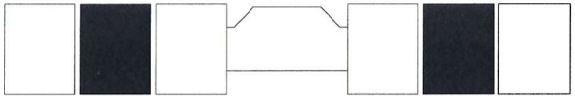

Intermediate Extended



Boom Mode
"A- Max"

Load Radius (m)	11.76m		13.7m		16.8m		19.57m	
	∡°	(kg)	∡°	(kg)	∡°	(kg)	∡°	(kg)
3	68.5	68 700	72.0	48 100				
3.5	66.0	63 500	69.5	48 100	74.0	47 200		
4	63.0	58 750	67.5	48 100	72.0	47 200		
4.5	60.0	52 050	65.0	48 100	70.5	47 200	74.0	33 900
5	57.0	44 650	62.5	44 250	68.5	43 850	72.5	33 900
6	51.0	32 550	57.5	32 300	64.5	31 900	69.0	31 650
7	43.5	25 150	52.0	24 950	60.5	24 700	65.5	24 450
8	35.0	20 200	46.5	20 050	56.5	19 850	62.0	19 600
9	23.5	16 600	39.5	16 450	52.0	16 300	58.5	16 150
10			32.0	13 800	47.0	13 650	55.0	13 500
12					36.0	9 850	47.0	9 750
14					19.5	7 350	37.5	7 250
16							25.5	5 450
Min.Bm. Ang./Cap.	0	13 500	0	10 600	0	6 700	0	4 450
Radius (m)	9.6		11.6		14.6		17.4	

⚠ WARNING

Do Not Raise Boom Above 75° Boom Angle. Loss Of Backward Stability Will Occur Causing a Tipping Condition.

CE

This Page Left Blank Intentionally

R8P0140
SN: R8K4-41159
38 of 50
CE
TCC- 750

List Capacity Notes

1. All list capacities as shown in this Crane Rating Manual are applicable to crane list (not support vessel list). Crane list is an out- of- level condition to the side of the crane as defined by the angle between horizontal and a line drawn through the centerline of the boom foot pin.

2. List capacity charts shall be used when crane list is greater than 0.4° in accordance with the table shown below. Lifting a load is not permitted for crane list greater than 3.0°.

Crane List	List Capacity Chart
Maximum of 1.0°	1°
Maximum of 2.0°	2°
Maximum of 3.0°	3°

3. Crane trim is an out-of-level condition to the front or rear of the crane as defined by the angle between horizontal and the crane supporting surface.

4. Crane trim does not affect capacity but does affect load radius. Minimum load radius will be limited by the boom hoist cylinder.

5. The crane owner and/or the crane user shall have the crane support vessel fully certified and approved to work within the limits listed in this Crane Rating Manual.

6. The crane shall be secured to prevent shifting or sliding.

7. All other applicable notes listed in this Crane Rating Manual must be followed.

8. Traveling with a load (Pick & Carry) is not permitted while in list condition.

9. All capacities are for boom lengths 10.8m to 33.5m with fully extended side frames, 360° rotation, and either "ABC+A" or "AB+0" counterweight.

SN: R8K4-4159



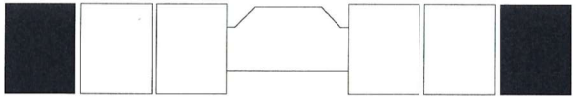

Fully Extended



Boom Mode
"Standard"

Main Boom List Capacities - 1 Degree List

Load Radius (m)	11.76m		13.7m		16.8m		19.8m		22.9m		25.9m		29.0m		32.0m		35.23m	
	∡°	(kg)	∡°	(kg)	∡°	(kg)	∡°	(kg)	∡°	(kg)	∡°	(kg)	∡°	(kg)	∡°	(kg)	∡°	(kg)
3	68.5	70 000	72.0	23 550	75.5	23 550												
3.5	66.0	63 500	69.5	23 550	74.0	23 550												
4	63.0	58 750	67.5	23 550	72.0	23 550	75.0	23 550										
4.5	60.0	52 050	65.0	23 550	70.0	23 550	74.0	23 550	76.0	23 550								
5	57.0	44 600	62.5	23 550	68.5	23 550	72.5	23 550	75.5	23 550								
6	51.0	31 900	57.5	23 550	64.5	23 550	69.0	23 550	72.5	23 550	75.0	23 550	77.0	20 450				
7	43.5	24 400	52.0	23 550	60.5	23 550	65.5	23 550	69.5	23 550	72.5	23 550	75.5	20 450				
8	35.0	19 550	46.5	19 800	56.0	20 000	62.5	20 150	66.5	20 200	70.0	20 250	73.0	20 300	75.5	19 250	77.0	14 850
9	23.5	16 100	39.5	16 350	51.5	16 600	59.0	16 700	64.0	16 750	67.5	16 800	71.0	16 850	73.5	16 900	75.5	14 850
10			32.0	13 800	47.0	14 050	55.0	14 150	61.0	14 200	65.0	14 250	68.5	14 300	71.5	14 300	74.0	14 350
12					36.0	10 450	47.5	10 650	54.5	10 700	60.0	10 750	64.0	10 800	67.0	10 800	70.0	10 850
14					19.0	8 100	38.5	8 250	48.0	8 350	54.5	8 400	59.0	8 450	63.0	8 500	66.5	8 500
16							26.5	6 600	40.5	6 700	48.5	6 800	54.0	6 850	58.5	6 850	62.5	6 900
18									31.0	5 450	42.0	5 550	49.0	5 600	54.0	5 650	58.5	5 650
20									17.5	4 500	34.0	4 550	43.0	4 600	49.5	4 650	54.5	4 700
22											24.0	3 800	36.5	3 850	44.0	3 900	50.0	3 900
24													28.5	3 200	38.0	3 250	45.5	3 300
26													16.5	2 700	31.5	2 750	40.0	2 750
28															22.5	2 300	34.5	2 300
30																	27.0	1 950
32																	17.5	1 600
Min.Bm. Ang./Cap.	0	13 500	0	10 450	0	7 400	0	5 500	0	4 100	0	3 150	0	2 350	0	1 800	0	1 300
Radius (m)	9.6		11.6		14.6		17.7		20.7		23.8		26.8		29.9		33.1	

CE

C
B
A
A Lower

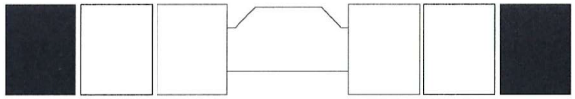

Fully Extended



Boom Mode
"Standard"

Main Boom List Capacities - 2 Degree List

Load Radius (m)	11.76m		13.7m		16.8m		19.8m		22.9m		25.9m		29.0m		32.0m		35.23m	
	∡°	(kg)	∡°	(kg)	∡°	(kg)	∡°	(kg)	∡°	(kg)	∡°	(kg)	∡°	(kg)	∡°	(kg)	∡°	(kg)
3	68.5	70 000	72.0	23 550	75.5	23 550												
3.5	66.0	63 500	69.5	23 550	74.0	23 550												
4	63.0	58 750	67.5	23 550	72.0	23 550	75.0	23 550										
4.5	60.0	52 050	65.0	23 550	70.0	23 550	74.0	23 550	76.0	23 550								
5	57.0	44 600	62.5	23 550	68.5	23 550	72.5	23 550	75.5	23 550								
6	51.0	31 900	57.5	23 550	64.5	23 550	69.0	23 550	72.5	23 550	75.0	23 550	76.5	18 500				
7	43.5	24 400	52.0	23 550	60.5	23 550	65.5	23 550	69.5	23 550	72.5	23 550	75.0	18 500				
8	35.0	19 550	46.5	19 800	56.0	20 000	62.5	20 150	66.5	20 200	70.0	20 250	73.0	18 500	75.0	15 200	76.5	11 600
9	23.5	16 100	39.5	16 350	51.5	16 600	59.0	16 700	64.0	16 750	67.5	16 800	71.0	16 850	73.5	15 200	75.0	11 600
10			32.0	13 800	47.0	14 050	55.0	14 150	61.0	14 200	65.0	14 250	68.5	14 300	71.5	14 300	73.5	11 600
12					36.0	10 450	47.5	10 650	54.5	10 700	60.0	10 750	64.0	10 800	67.0	10 800	70.0	10 850
14					19.0	8 100	38.5	8 250	48.0	8 350	54.5	8 400	59.0	8 450	63.0	8 500	66.5	8 500
16							26.5	6 600	40.5	6 700	48.5	6 800	54.0	6 850	58.5	6 850	62.5	6 900
18									31.0	5 450	42.0	5 550	49.0	5 600	54.0	5 650	58.5	5 650
20									17.5	4 500	34.0	4 550	43.0	4 600	49.5	4 650	54.5	4 700
22											24.0	3 800	36.5	3 850	44.0	3 900	50.0	3 900
24													28.5	3 200	38.0	3 250	45.5	3 300
26													16.5	2 700	31.5	2 750	40.0	2 750
28															22.5	2 300	34.5	2 300
30																	27.0	1 950
32																	17.5	1 600
Min.Bm. Ang./Cap.	0	13 500	0	10 450	0	7 400	0	5 500	0	4 100	0	3 150	0	2 350	0	1 800	0	1 300
Radius (m)	9.6		11.6		14.6		17.7		20.7		23.8		26.8		29.9		33.1	

CE

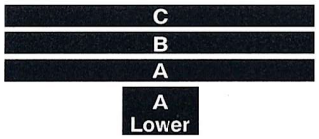

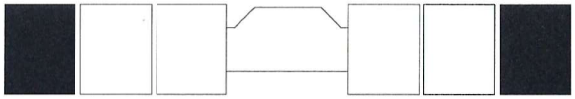

Fully Extended



Boom Mode
"Standard"

Main Boom List Capacities - 3 Degree List

Load Radius (m)	11.76m		13.7m		16.8m		19.8m		22.9m		25.9m		29.0m		32.0m		35.23m	
	∡°	(kg)	∡°	(kg)	∡°	(kg)	∡°	(kg)	∡°	(kg)	∡°	(kg)	∡°	(kg)	∡°	(kg)	∡°	(kg)
3	68.5	70 000	72.0	23 550	75.5	23 550												
3.5	66.0	63 500	69.5	23 550	74.0	23 550												
4	63.0	58 750	67.5	23 550	72.0	23 550	75.0	23 550										
4.5	60.0	52 050	65.0	23 550	70.0	23 550	74.0	23 550	76.0	23 550								
5	57.0	44 600	62.5	23 550	68.5	23 550	72.5	23 550	75.0	23 550								
6	51.0	31 900	57.5	23 550	64.5	23 550	69.0	23 550	72.5	23 550	75.0	23 550	76.5	15 950				
7	43.5	24 400	52.0	23 550	60.5	23 550	65.5	23 550	69.5	23 550	72.5	22 800	74.5	15 950				
8	35.0	19 550	46.5	19 800	56.0	20 000	62.5	20 150	66.5	20 200	70.0	20 250	72.5	15 950	74.5	11 200	76.0	8 350
9	23.5	16 100	39.5	16 350	51.5	16 600	59.0	16 700	64.0	16 750	67.5	16 800	70.5	15 950	72.5	11 200	74.5	8 350
10			32.0	13 800	47.0	14 050	55.0	14 150	61.0	14 200	65.0	14 250	68.5	14 300	71.0	11 200	73.0	8 350
12					36.0	10 450	47.5	10 650	54.5	10 700	60.0	10 750	64.0	10 800	67.0	10 800	69.5	8 350
14					19.0	8 100	38.5	8 250	48.0	8 350	54.5	8 400	59.0	8 450	63.0	8 500	66.5	8 350
16							26.5	6 600	40.5	6 700	48.5	6 800	54.0	6 850	58.5	6 850	62.5	6 900
18									31.0	5 450	42.0	5 550	49.0	5 600	54.0	5 650	58.5	5 650
20									17.5	4 500	34.0	4 550	43.0	4 600	49.5	4 650	54.5	4 700
22											24.0	3 800	36.5	3 850	44.0	3 900	50.0	3 900
24													28.5	3 200	38.0	3 250	45.5	3 300
26													16.5	2 700	31.5	2 750	40.0	2 750
28															22.5	2 300	34.5	2 300
30																	27.0	1 950
32																	17.5	1 600
Min.Bm. Ang./Cap.	0	13 500	0	10 450	0	7 400	0	5 500	0	4 100	0	3 150	0	2 350	0	1 800	0	1 300
Radius (m)	9.6		11.6		14.6		17.7		20.7		23.8		26.8		29.9		33.1	



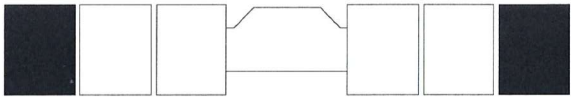

Fully Extended

Boom Mode
"A Max"

Main Boom List Capacities - 1 Degree List

Load Radius (m)	11.76m		13.7m		16.8m		19.57m	
	∡°	(kg)	∡°	(kg)	∡°	(kg)	∡°	(kg)
3	68.5	70 000	72.0	48 100	75.5	47 200		
3.5	66.0	63 500	69.5	48 100	74.0	47 200	76.5	33 900
4	63.0	58 750	67.5	48 100	72.0	47 200	75.5	33 900
4.5	60.0	52 050	65.0	48 100	70.5	47 200	73.5	33 900
5	57.0	44 600	62.5	44 300	68.5	43 900	72.0	33 900
6	51.0	31 900	57.5	31 600	64.5	31 300	69.0	31 050
7	43.5	24 400	52.0	24 250	60.5	23 950	65.5	23 750
8	35.0	19 550	46.5	19 400	56.5	19 200	62.0	19 000
9	23.5	16 100	39.5	15 950	52.0	15 800	58.5	15 650
10			32.0	13 400	47.0	13 300	55.0	13 150
12					36.0	9 750	47.0	9 650
14					19.5	7 400	37.5	7 350
16							25.5	5 700
Min.Bm. Ang./Cap.	0	13 500	0	10 450	0	6 800	0	4 750
Radius (m)	9.6		11.6		14.6		17.4	



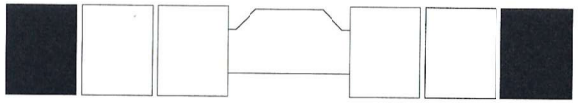

Fully Extended

Boom Mode
"A Max"

Main Boom List Capacities - 2 Degree List

Load Radius (m)	11.76m		13.7m		16.8m		19.57m	
	∡°	(kg)	∡°	(kg)	∡°	(kg)	∡°	(kg)
3	68.5	70 000	72.0	48 100	75.5	47 200		
3.5	66.0	63 500	69.5	48 100	74.0	47 200	76.5	33 900
4	63.0	58 750	67.5	48 100	72.0	47 200	75.0	33 900
4.5	60.0	52 050	65.0	48 100	70.5	47 200	73.5	33 900
5	57.0	44 600	62.5	44 300	68.5	43 900	72.0	33 000
6	51.0	31 900	57.5	31 600	64.5	31 300	69.0	30 150
7	43.5	24 400	52.0	24 250	60.5	23 950	65.5	23 750
8	35.0	19 550	46.5	19 400	56.5	19 200	62.0	19 000
9	23.5	16 100	39.5	15 950	52.0	15 800	58.5	15 650
10			32.0	13 400	47.0	13 300	55.0	13 150
12					36.0	9 750	47.0	9 650
14					19.5	7 400	37.5	7 350
16							25.5	5 700
Min.Bm. Ang./Cap.	0	13 500	0	10 450	0	6 800	0	4 750
Radius (m)	9.6		11.6		14.6		17.4	



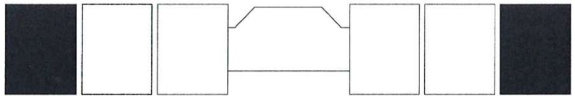

Fully Extended



Boom Mode
"A Max"

Main Boom List Capacities - 3 Degree List

Load Radius (m)	11.76m		13.7m		16.8m		19.57m	
	∡°	(kg)	∡°	(kg)	∡°	(kg)	∡°	(kg)
3	68.5	70 000	72.0	48 100	75.5	47 200		
3.5	66.0	63 500	69.5	48 100	74.0	47 200	76.5	33 900
4	63.0	58 750	67.5	48 100	72.0	47 200	75.0	33 900
4.5	60.0	52 050	65.0	48 100	70.5	47 200	73.5	33 350
5	57.0	44 600	62.5	44 300	68.5	43 900	72.0	31 900
6	51.0	31 900	57.5	31 600	64.5	31 300	69.0	29 250
7	43.5	24 400	52.0	24 250	60.5	23 950	65.5	23 750
8	35.0	19 550	46.5	19 400	56.5	19 200	62.0	19 000
9	23.5	16 100	39.5	15 950	52.0	15 800	58.5	15 650
10			32.0	13 400	47.0	13 300	55.0	13 150
12					36.0	9 750	47.0	9 650
14					19.5	7 400	37.5	7 350
16							25.5	5 700
Min.Bm. Ang./Cap.	0	13 500	0	10 450	0	6 800	0	4 750
Radius (m)	9.6		11.6		14.6		17.4	

This Page Left Blank Intentionally

SN: R8K4-4159

Working Range Diagram

"Standard" Mode - With 10.7m or 17.7m Offset Fly - 360° Rotation



Notes:

1. **Boom geometry shown is for unloaded condition and crane standing level on firm supporting surface. Boom deflection, subsequent radius, and boom angle change must be accounted for when applying load to hook.**
2. **Maximum and minimum boom angles are equal to the values listed in the capacity chart for each boom length.**

SN: R8K4-4159

C
B
A
A Lower

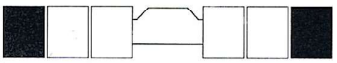

Fully Extended



Boom Mode "Standard"

Load Radius (m)	10.7m Offset Fly Capacities							
	35.23m Boom - 360° Rotation							
	2°		15°		30°		45°	
	∡°	(kg)	∡°	(kg)	∡°	(kg)	∡°	(kg)
9	80.0	9 350						
10	78.5	9 050						
12	76.5	8 400	78.5	6 350				
14	74.0	7 800	76.5	6 000	79.0	5 050		
16	71.0	6 850	74.0	5 750	76.5	4 850		
18	68.5	6 450	71.5	5 450	74.0	4 700	76.5	4 200
20	66.0	5 950	68.5	5 250	71.5	4 550	73.5	4 150
22	63.0	5 000	66.0	5 000	68.5	4 400	71.0	4 050
24	59.5	4 200	63.0	4 500	65.5	4 300	68.0	4 000
26	56.5	3 550	59.5	3 800	62.5	4 050	64.5	3 950
28	53.0	3 000	56.0	3 200	59.0	3 400	61.0	3 550
30	49.5	2 550	52.5	2 700	55.5	2 900	57.0	3 000
32	46.0	2 150	49.0	2 300	51.5	2 450	53.0	2 500
34	42.0	1 750	45.0	1 900	47.5	2 050	48.5	2 100
36	37.5	1 450	40.5	1 600	42.5	1 700		
38	33.0	1 200	35.5	1 300	37.5	1 350		
40	27.0	950	30.0	1 000	31.0	1 050		
42	20.0	750	22.5	750				
Min.Bm. Ang./Cap.	0	350	0	350	0	350	0	400
Radius (m)	43.8		43.5		42.6		41.0	

R8P0073

SN: R8K4-4159



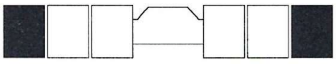

Fully Extended



Boom Mode
"Standard"

17.7m Offset Fly Capacities

35.23m Boom - 360° Rotation

Load Radius (m)	2°		15°		30°		45°	
	∡°	(kg)	∡°	(kg)	∡°	(kg)	∡°	(kg)
12	78.5	5 250						
14	76.5	4 900						
16	74.5	4 600	78.5	3 750				
18	72.5	4 300	76.5	3 550				
20	70.5	4 050	74.5	3 350	78.5	2 800		
22	68.0	3 850	72.0	3 200	76.5	2 700		
24	66.0	3 600	70.0	3 050	74.0	2 600	77.5	2 300
26	63.5	3 400	67.5	2 900	71.5	2 500	75.0	2 250
28	61.0	3 250	65.0	2 800	69.0	2 450	72.5	2 200
30	58.0	2 800	62.5	2 700	66.5	2 350	69.5	2 200
32	55.5	2 400	60.0	2 600	63.5	2 300	67.0	2 150
34	52.5	2 050	57.0	2 300	61.0	2 250	64.0	2 150
36	49.0	1 700	53.5	1 950	58.0	2 150	60.5	2 100
38	46.0	1 450	50.0	1 650	54.0	1 850	57.0	1 950
40	42.5	1 200	46.5	1 350	50.5	1 500	52.5	1 600
42	38.5	950	42.5	1 100	46.0	1 250	47.5	1 300
44	34.5	750	38.5	900	41.5	1 000		
46	30.0	600	33.5	700	36.0	750		
48	24.5	400	28.0	500				
Min.Bm. Ang./Cap.	23.5*	-	27.0*	-	35.0*	-	46.5*	-
Radius (m)	48.2		48.2		46.3		42.4	

WARNING

*** Do Not Lower The Boom Below The Minimum Boom Angle Listed. Loss Of Forward Stability Will Occur Causing a Tipping Condition.**

Maximum Main Boom Length At 0° Boom Angle (m)	29

R8P0074

SN: R8K4-4159

This Page Left Blank Intentionally

SN: R8K4-4159